



Dengue Surveillance Update as of June 20, 2012



Regional Epidemiology and Surveillance Unit
Department of Health – Center for Health Development for Ilocos



Dengue

- Dengue fever is a severe disease with high epidemic potential
- WHO estimates that 50 to 100 million infections occur yearly, including 500,000 DHF cases and 22,000 deaths, mostly among children

Dengue

- In the last 50 years, incidence has increased 30-fold with increasing geographic expansion to new countries and in the present decade, from urban to rural settings
- Between 2001 and 2008, more than a million cases were reported in Cambodia, Malaysia, Philippines and Vietnam—the 4 countries in the Western Pacific Region with the highest numbers of cases and deaths

Dengue

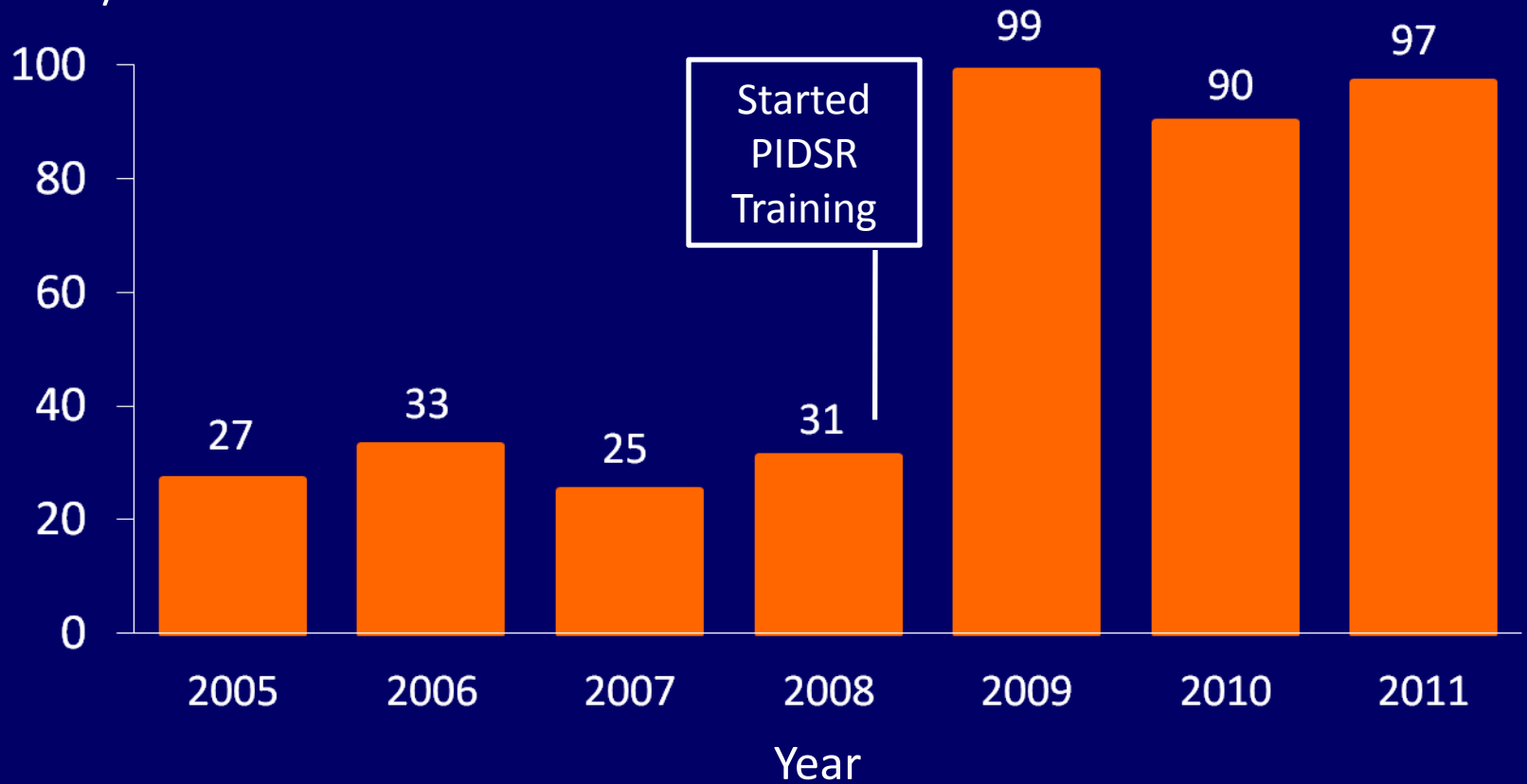
- All-year round disease in the Philippines
- 2008: Philippines was reported as one of the countries with the highest number of dengue cases and deaths in the Western Pacific Region
- 2010: All regions reported cases of dengue; several outbreaks reported in provinces and municipalities
- 2011: In Region I, state of calamity due to dengue has been declared in the provinces of Ilocos Sur and La Union

Sentinel Hospitals/DRUs by Year

Region I

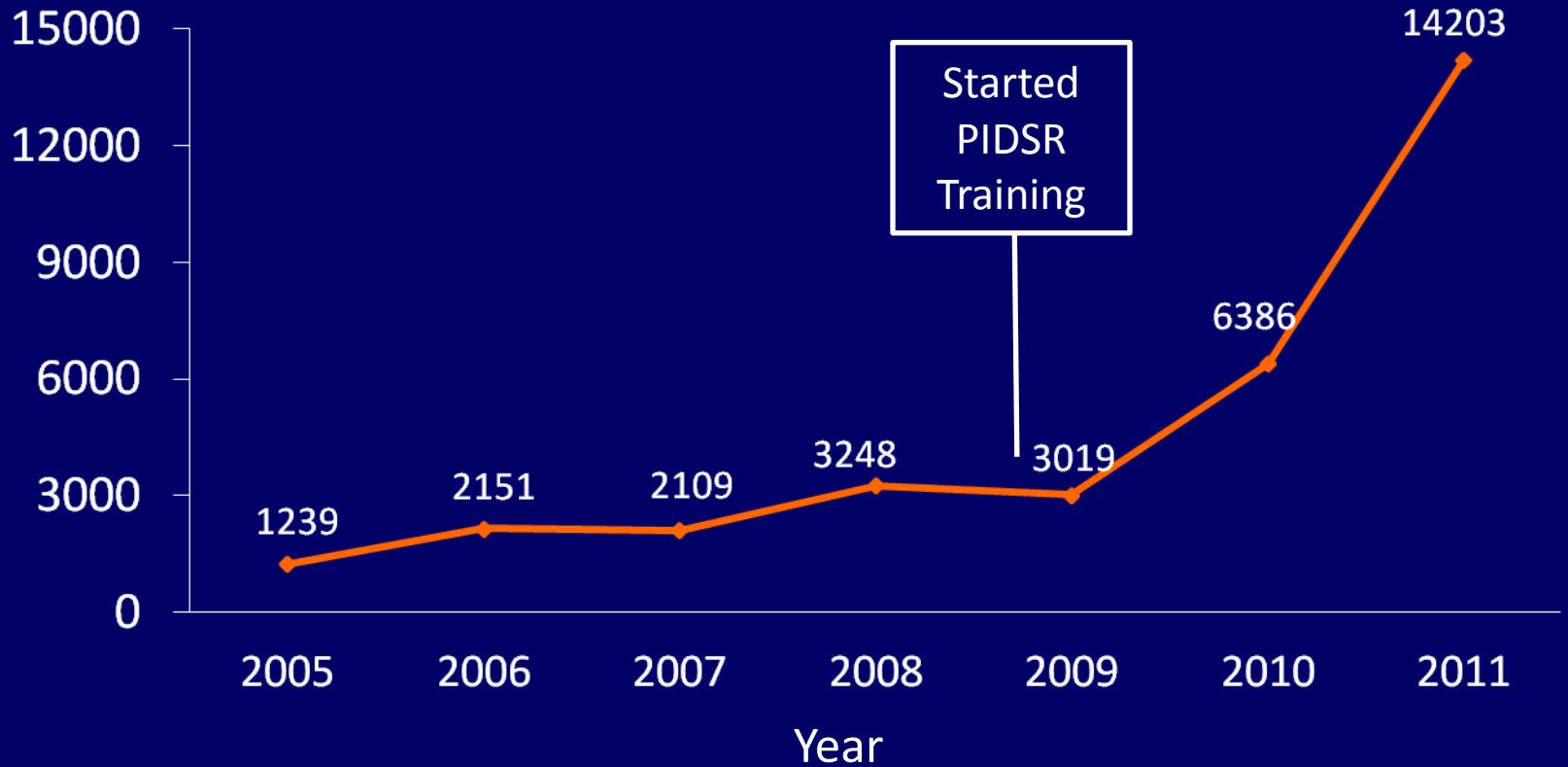
2005 – 2011

No. of SH/DRUs



Dengue Cases by Year Region I 2005 – 2011

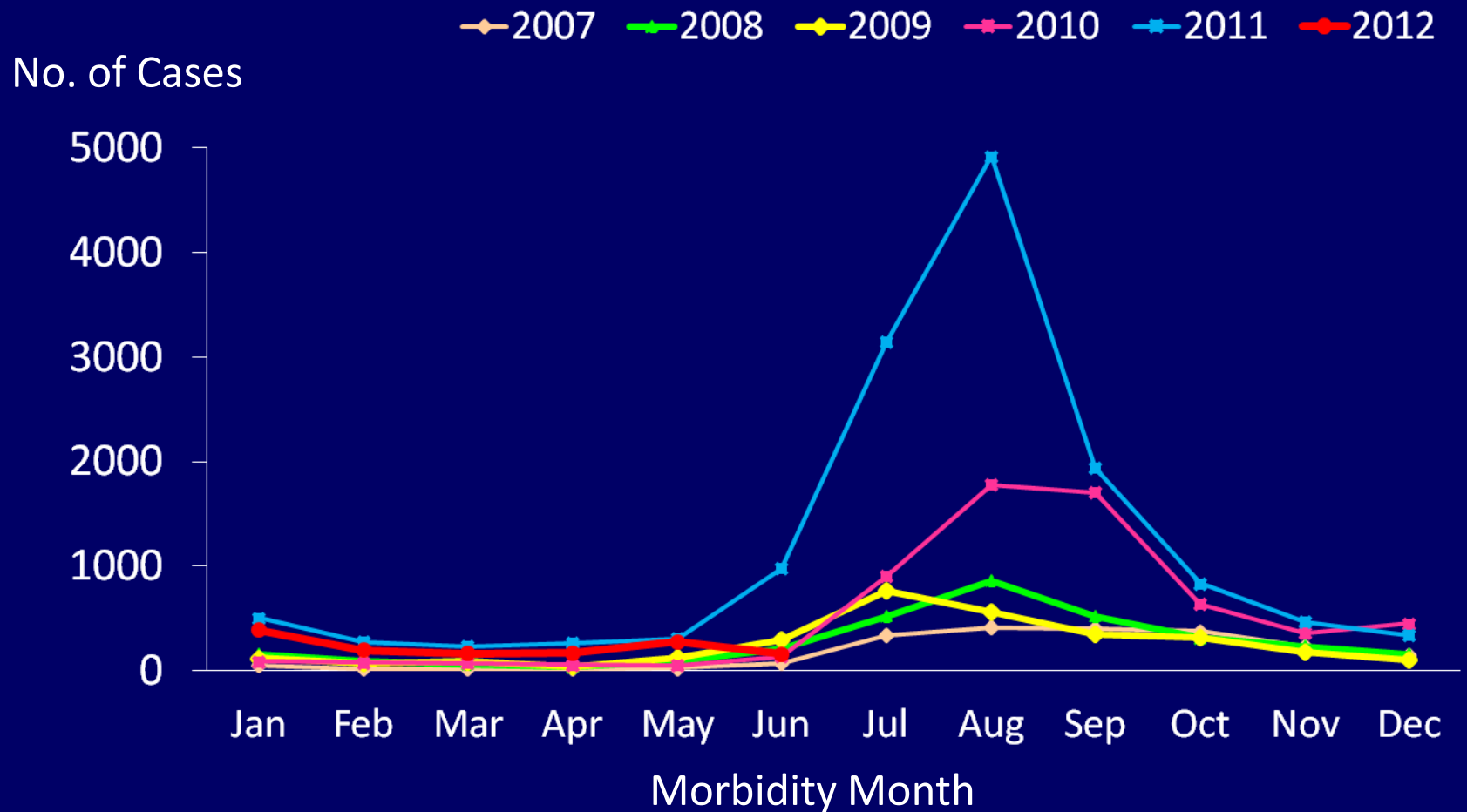
No. of Cases



Dengue Cases by Morbidity Month

Region I

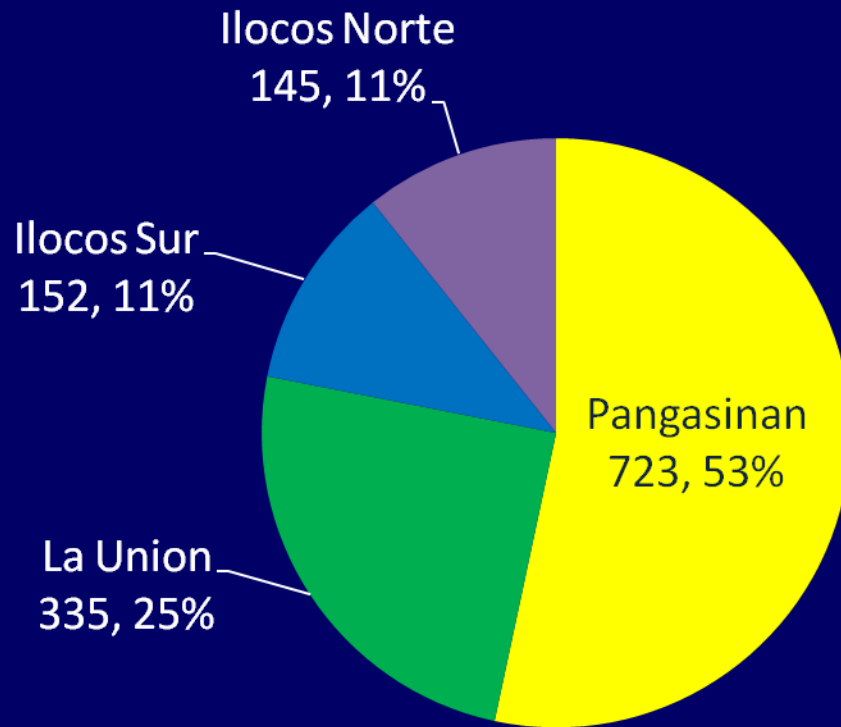
2007 – 2012 (as of June 20)



Dengue Cases by Province (N=1355)

Region I

January 1 – June 20, 2012



Dengue Cases and Deaths by Province

Region I

2012 vs 2011

(as of June 20)

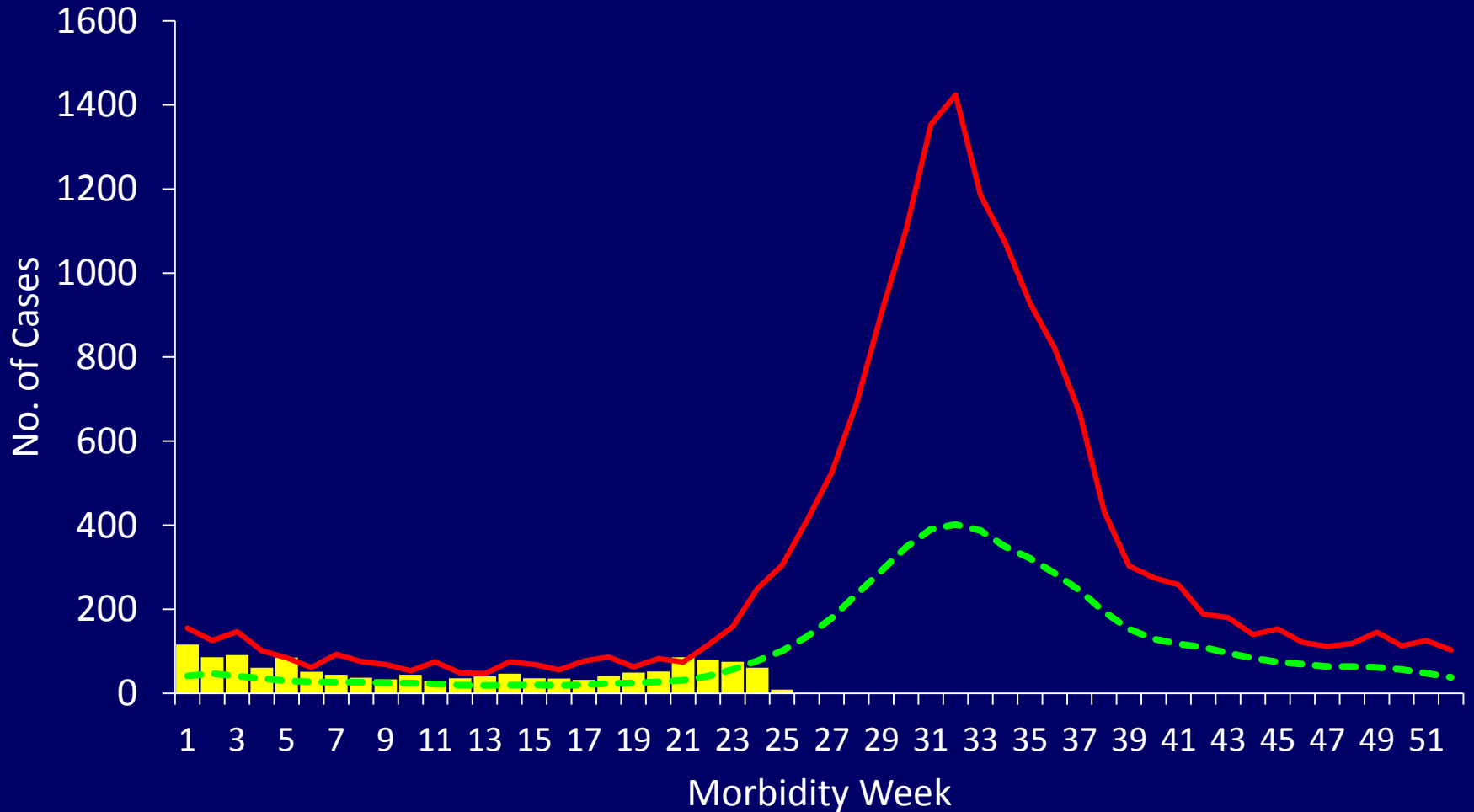
Province	Cases			Deaths			
	2012	2011	% Change	2012	CFR (%)	2011	CFR (%)
Ilocos Norte	145	201	-27.9	1	0.7	6	3.0
Ilocos Sur	152	314	-51.6	3	2.0	1	0.3
La Union	335	985	-66.0	2	0.6	5	0.5
Pangasinan	723	567	27.5	2	0.3	6	1.1
Total	1355	2067	-34.4	8	0.6	18	0.9

Dengue Cases by Morbidity Week

Region I

as of June 20, 2012

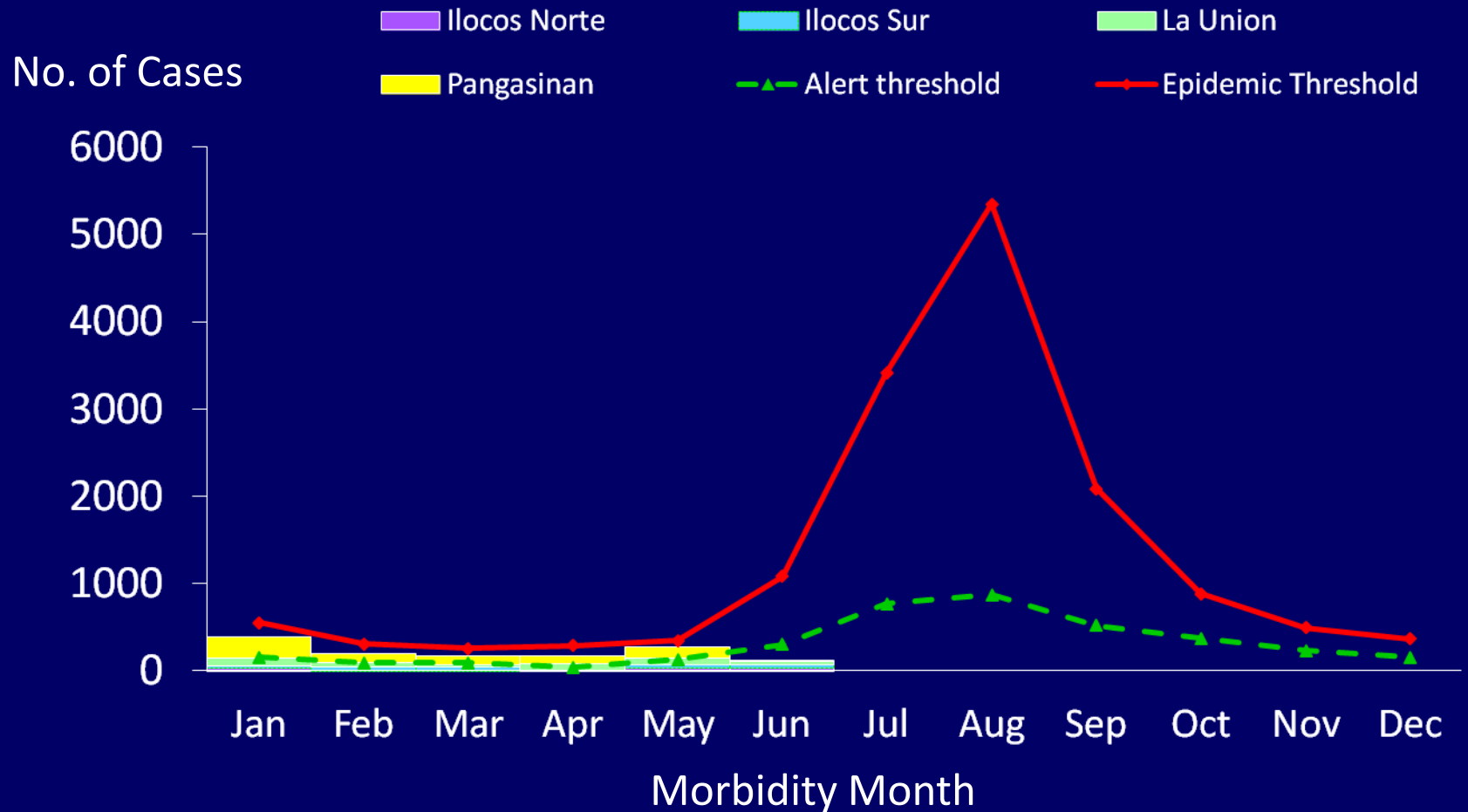
2012 Epidemic Threshold Alert Threshold



Dengue Cases by Morbidity Month

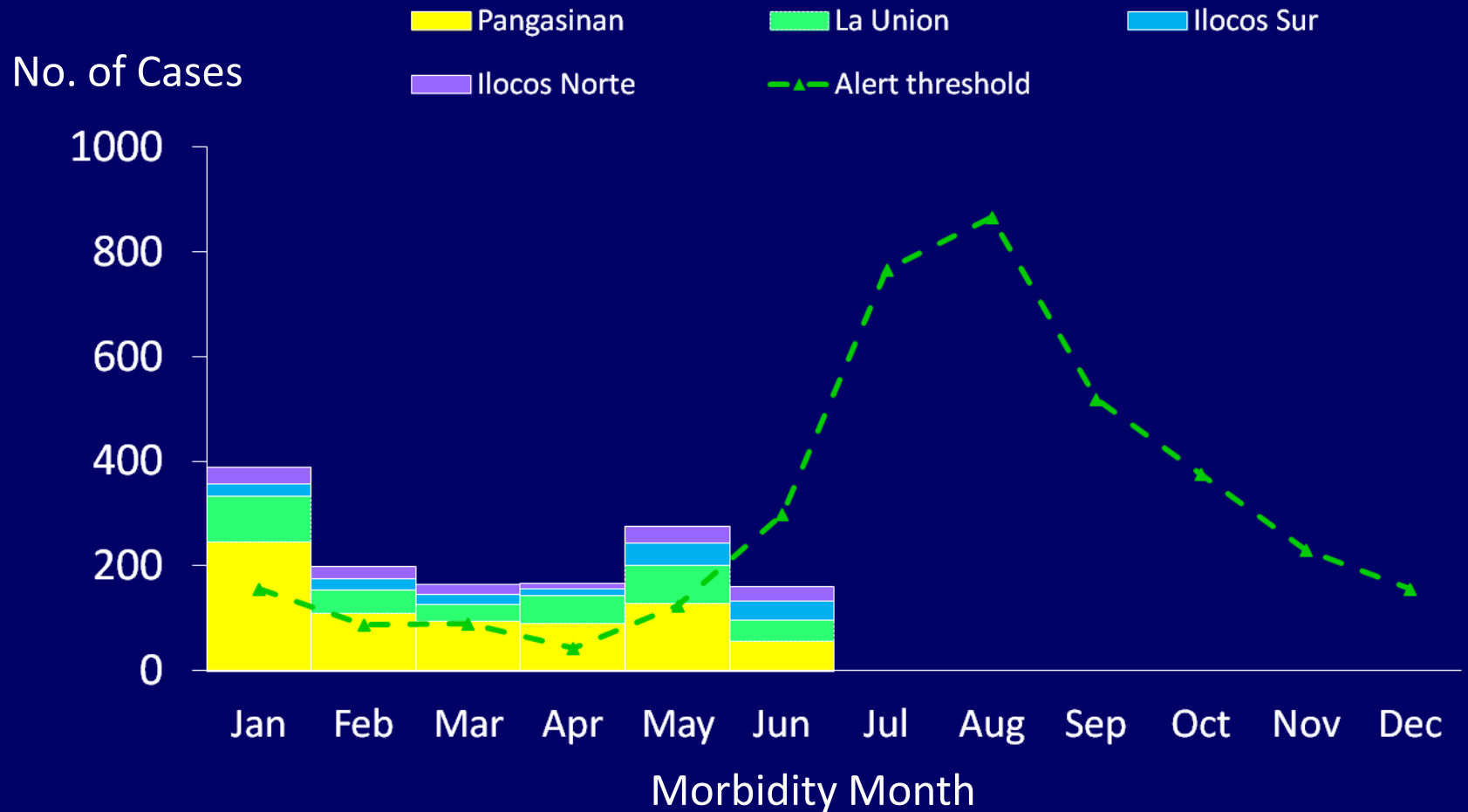
Region I

2012 (as of June 20) vs Alert and Epidemic Thresholds



Dengue Cases by Morbidity Month Region I

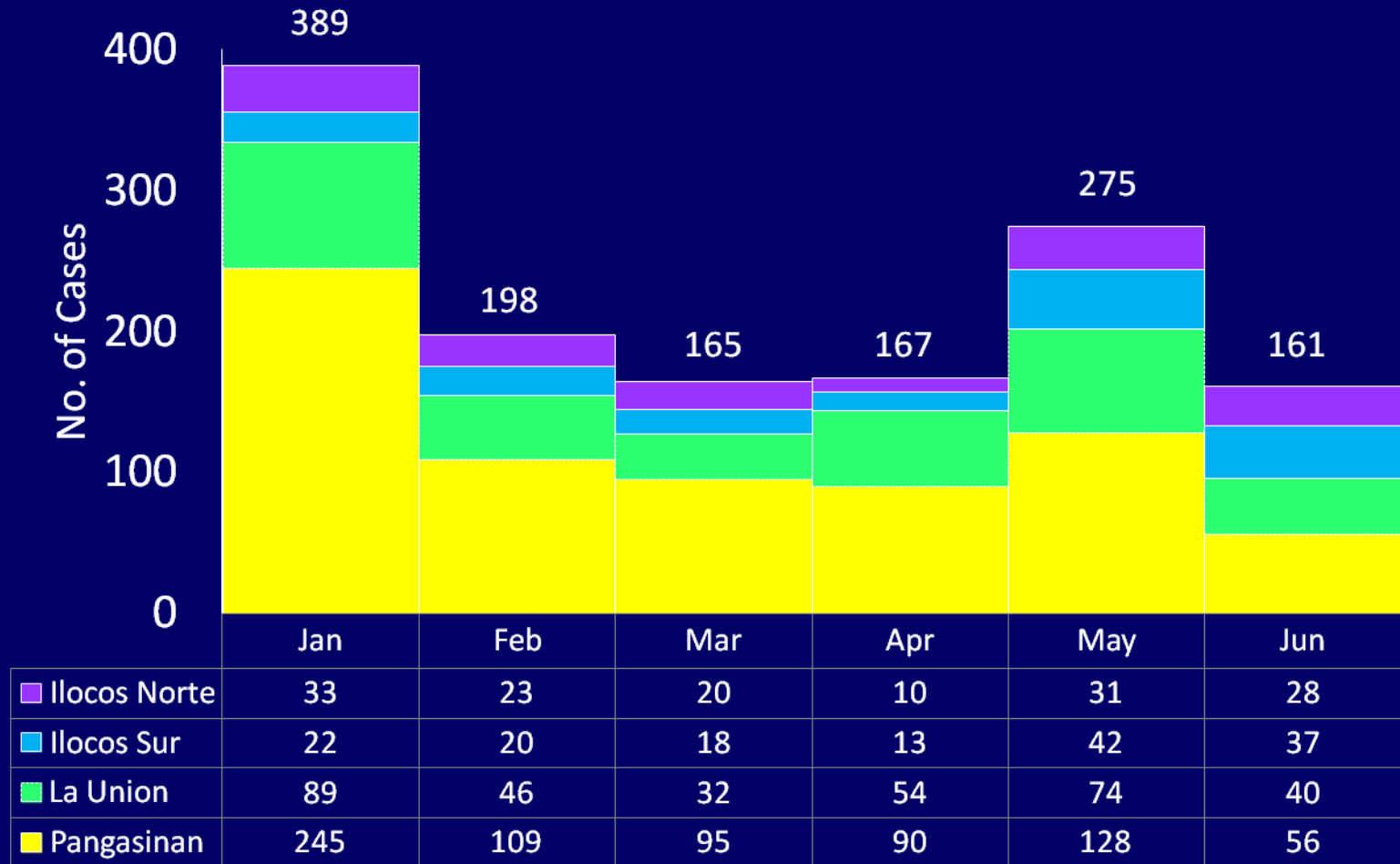
2012 (as of June 20) vs Alert and Epidemic Thresholds



Dengue Cases by Morbidity Month (N=1355)

Region I

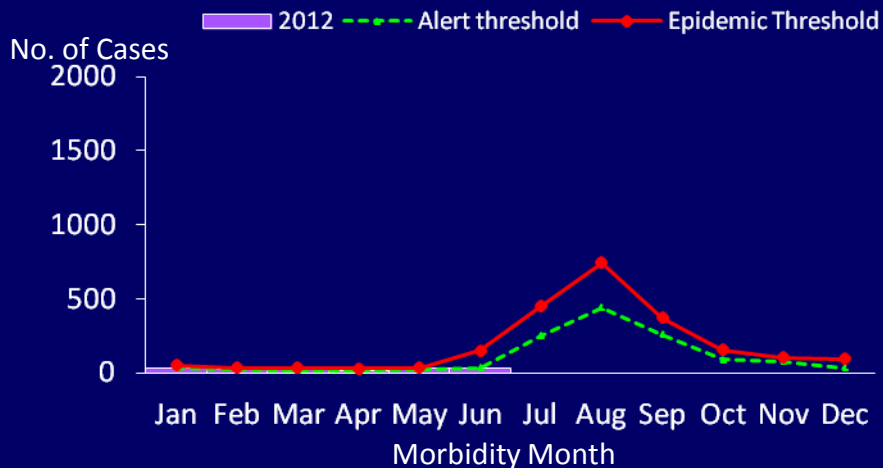
January 1 – June 20, 2012



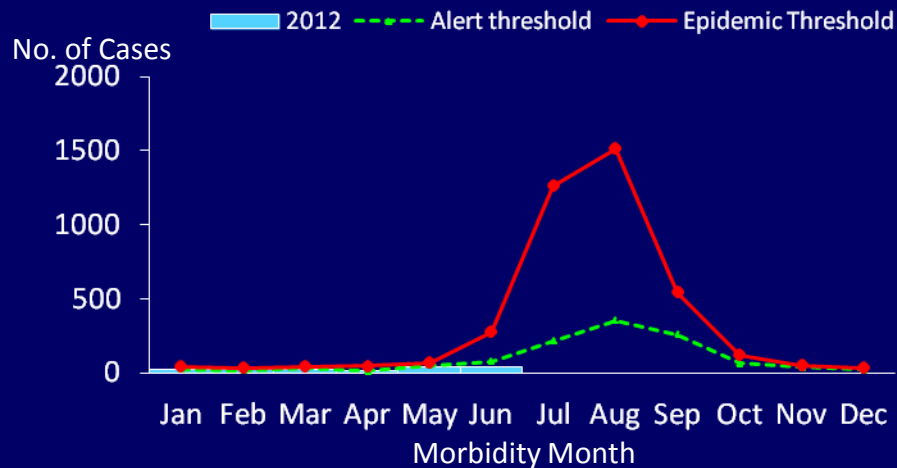
Dengue Cases by Morbidity Month

2012 (as of June 20) vs Alert and Epidemic Thresholds

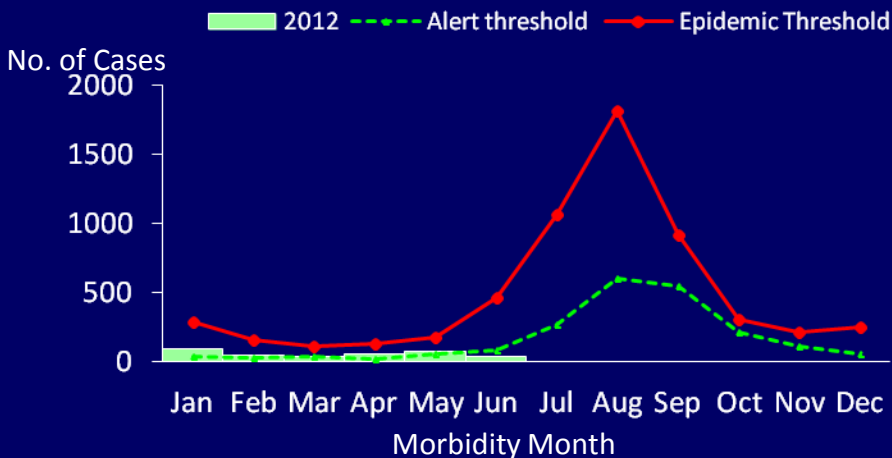
Province of Ilocos Norte



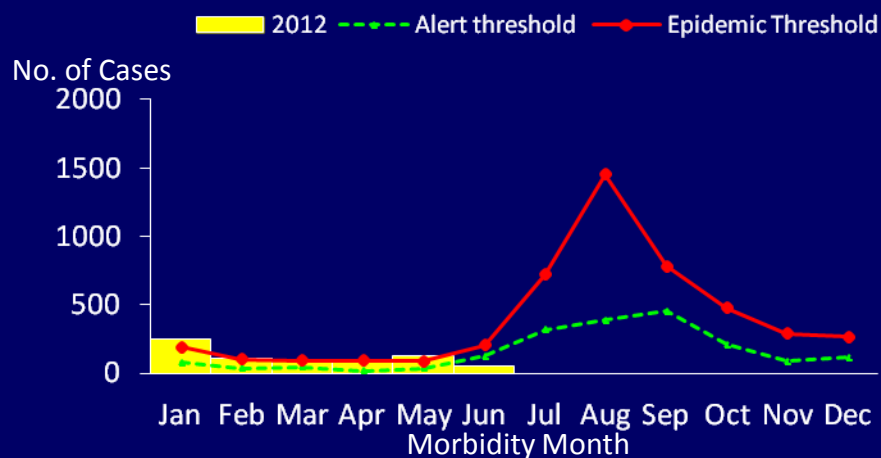
Province of Ilocos Sur



Province of La Union



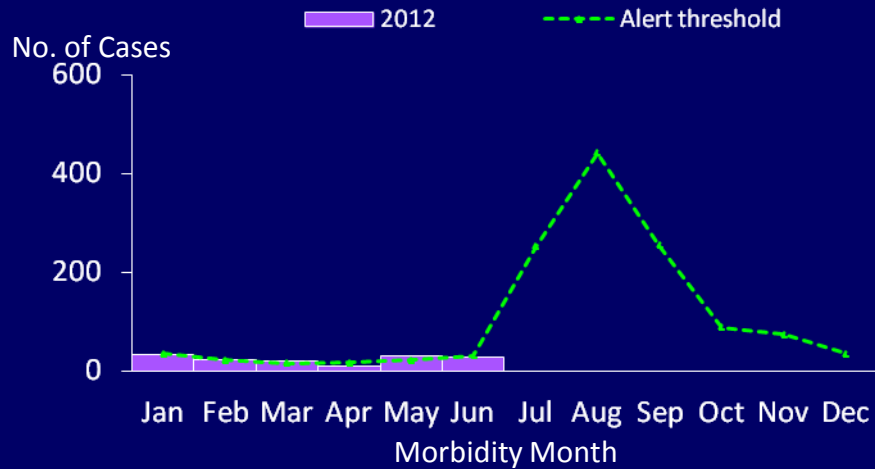
Province of Pangasinan



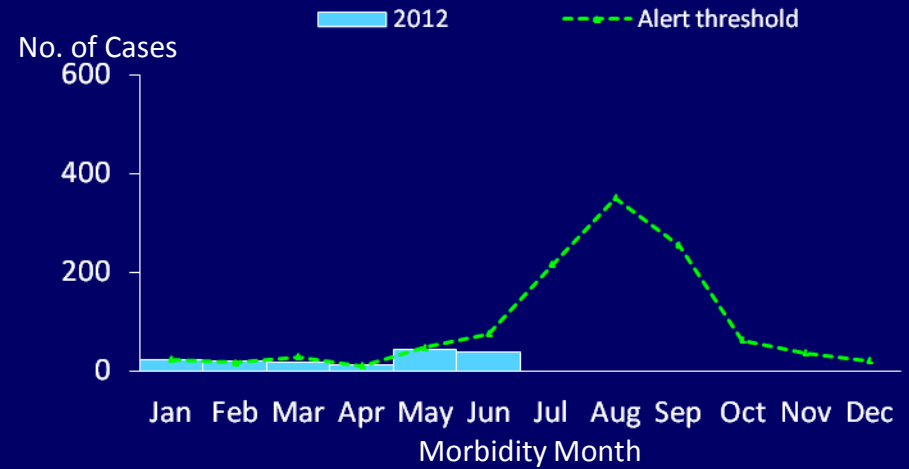
Dengue Cases by Morbidity Month

2012 (as of June 20) vs Alert Threshold

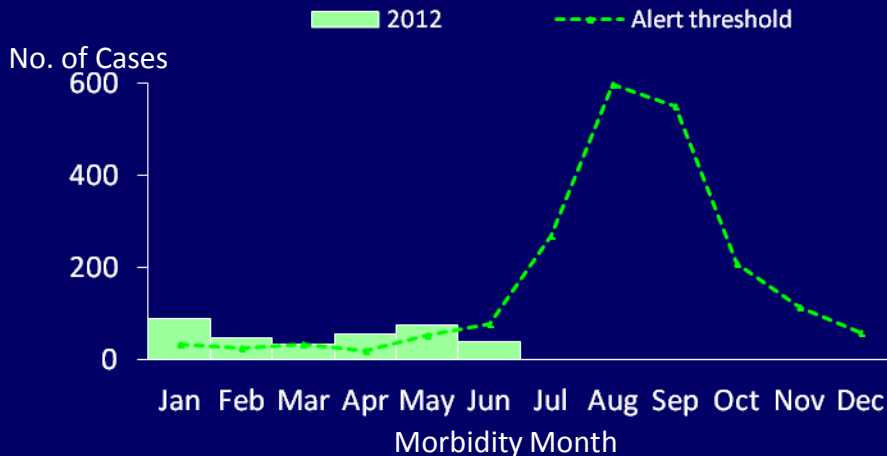
Province of Ilocos Norte



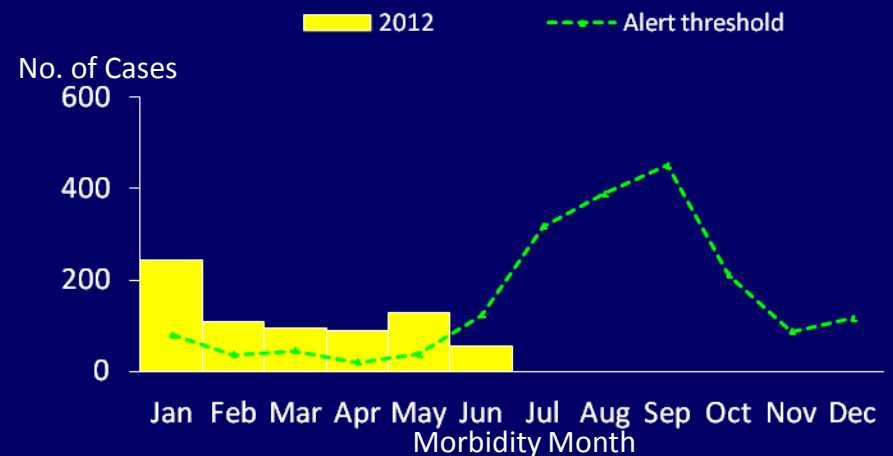
Province of Ilocos Sur



Province of La Union



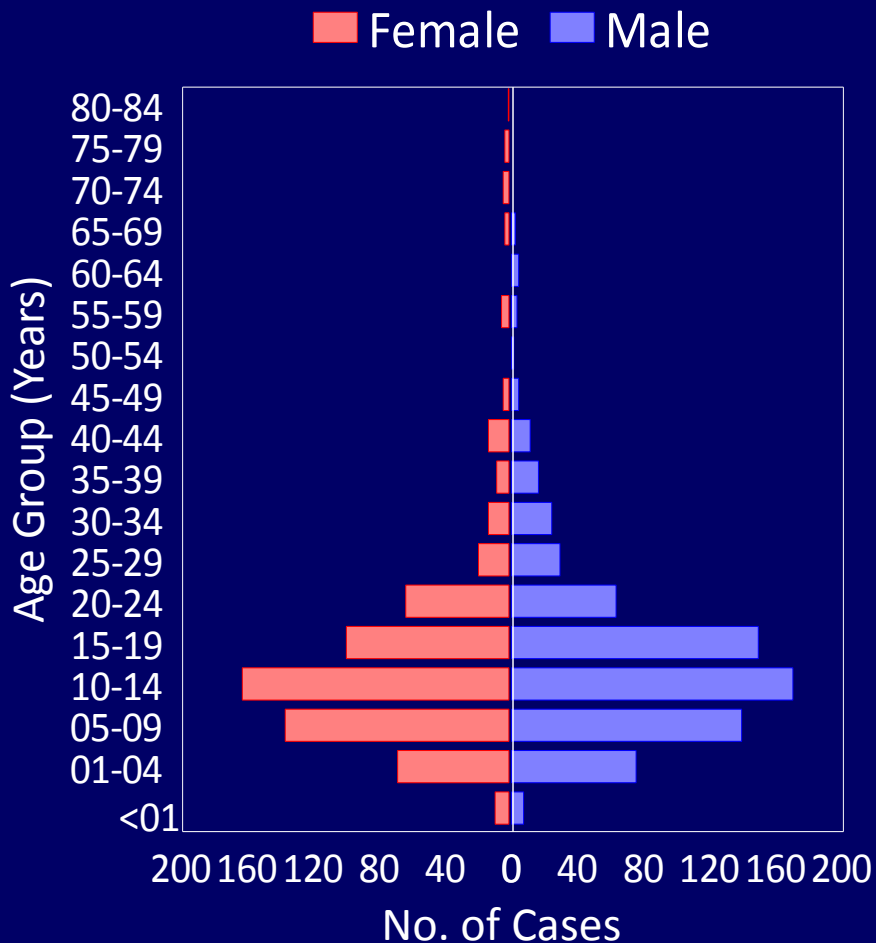
Province of Pangasinan



Dengue Cases by Age Group and Sex (N=1355)

Region I

January 1 – June 20, 2012



- Age range: 4 months – 83 years
- Median age: 13 years
- 62.2% (843) were 15 years and below
- Most common affected age group: 10-14 years (335, 24.7%)
- Majority of cases were male (727, 53.7%)

Clustering of Dengue Cases as of MW 24 (June 16, 2012)

Province	Municipality/City	Barangay	Cases			
			MW21	MW22	MW23	MW24
Ilocos Norte	Marcos	Santiago	0	0	2	2
Ilocos Norte	Paoay	Pannaratan (Pob.)	0	0	2	1
Ilocos Sur	Cabugao	Quezon (Pob.)	2	2	0	0
Ilocos Sur	Candon City	Parioc Segundo	1	2	0	1
Ilocos Sur	Narvacan	Camarao	2	1	2	0
Ilocos Sur	Narvacan	Paratong	1	2	0	0
Ilocos Sur	Salcedo	San Gaspar	1	1	1	0
Ilocos Sur	San Juan	Immayos Norte	0	1	1	1
La Union	Bagulin	Tagudtud	0	0	3	0
La Union	Bagulin	Baay	0	2	3	3
La Union	Bagulin	Suyo	2	0	2	0
La Union	Bagulin	Suyo (Pob.)	4	2	1	0
La Union	Naguilian	Baraoas Norte	1	0	1	1
La Union	Naguilian	Lioac Norte	1	0	0	2
La Union	San Fernando City	Sevilla	2	2	0	1

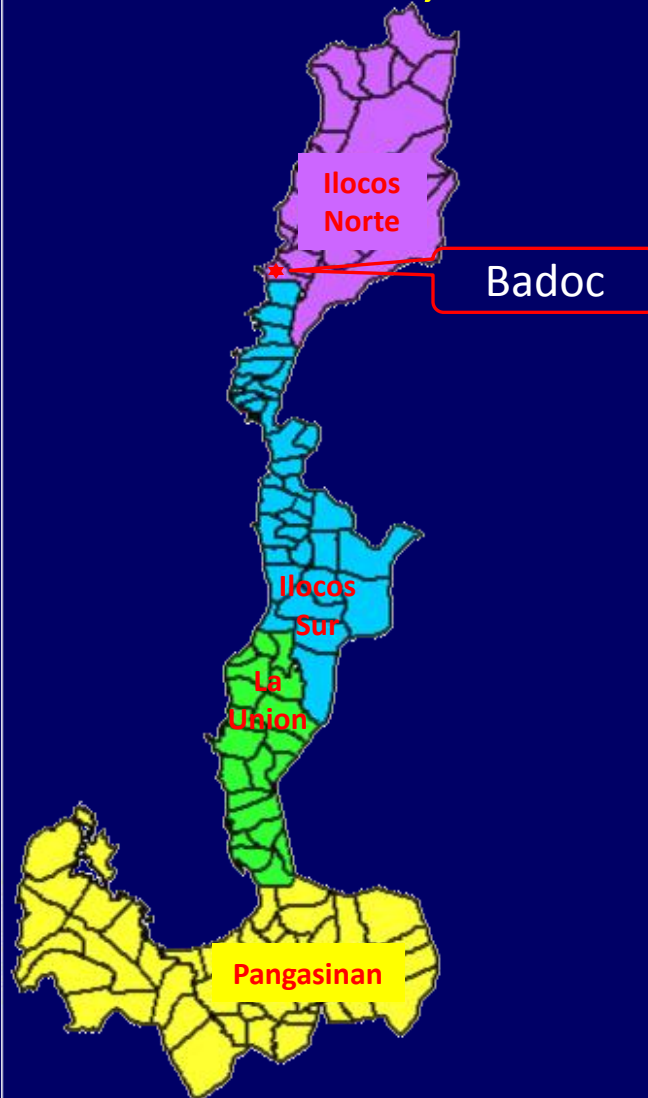
Clustering of Dengue Cases as of MW 24 (June 16, 2012)

Province	Municipality/City	Barangay	Cases			
			MW21	MW22	MW23	MW24
Pangasinan	Anda	Siapar	2	0	1	0
Pangasinan	Bani	Banog Norte	1	2	0	0
Pangasinan	Bolinao	Catungi	1	0	1	1
Pangasinan	Bolinao	Germinal (Pob.)	1	0	3	0
Pangasinan	Bolinao	Goyoden	2	1	0	0
Pangasinan	Calasiao	Nalsian	0	0	1	2
Pangasinan	Dagupan City	Bonuan Boquig	1	0	0	2
Pangasinan	Lingayen	Baay	3	0	0	0
Pangasinan	Lingayen	Maniboc	1	0	3	1
Pangasinan	Lingayen	Libsong West	1	0	1	1
Pangasinan	Lingayen	Libsong East	3	3	0	0
Pangasinan	Lingayen	Pangapisan North	1	2	1	0

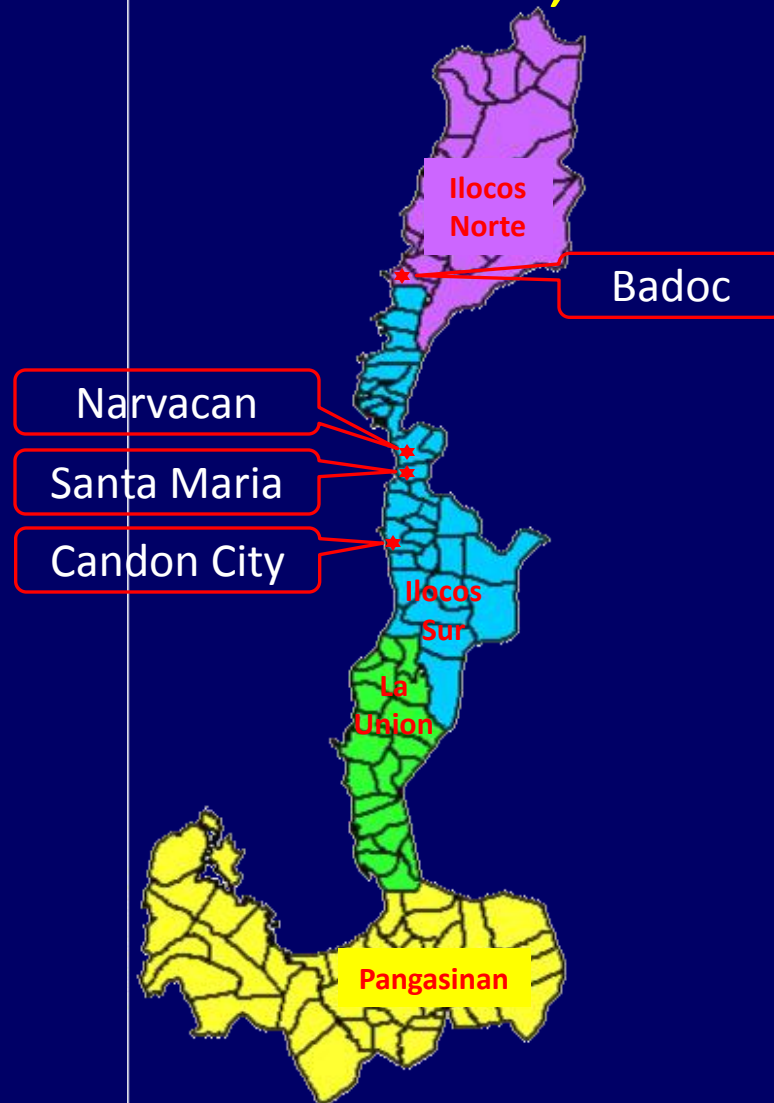
Clustering of Dengue Cases as of MW 25 (June 23, 2012)

Province	Municipality/City	Barangay	Cases			
			MW22	MW23	MW24	MW25
Ilocos Norte	Marcos	Santiago	0	2	2	0
Ilocos Norte	Paoay	Pannaratan (Pob.)	0	2	1	0
Ilocos Sur	Candon City	Parioc Segundo	2	0	1	0
Ilocos Sur	Narvacan	Camarao	1	2	0	1
Ilocos Sur	San Juan	Immayos Norte	1	1	1	0
La Union	Bagulin	Suyo (Pob.)	2	1	0	0
La Union	Bagulin	Tagudtud	0	3	0	0
La Union	Bagulin	Baay	2	3	3	0
La Union	Naguilian	Baraoas Norte	0	1	1	1
La Union	Naguilian	Lioac Norte	0	0	2	1
La Union	San Fernando City	Sevilla	2	0	1	0
Pangasinan	Bolinao	Germinal (Pob.)	0	3	0	0
Pangasinan	Calasiao	Nalsian	0	1	2	0
Pangasinan	Lingayen	Pangapisan Norte	2	1	0	0
Pangasinan	Lingayen	Libsong East	3	0	0	0
Pangasinan	Lingayen	Maniboc	0	3	1	0

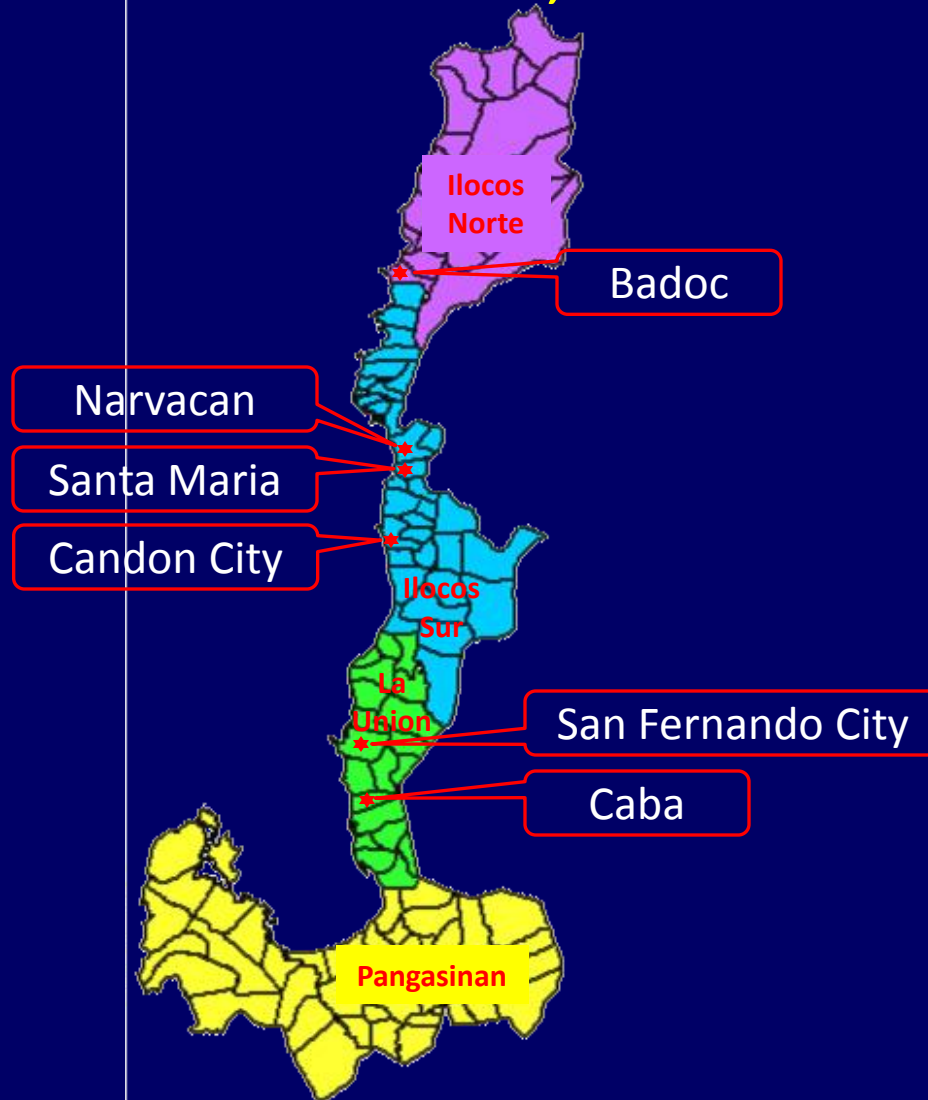
Dengue Deaths (n=8) Region I as of June 20, 2012



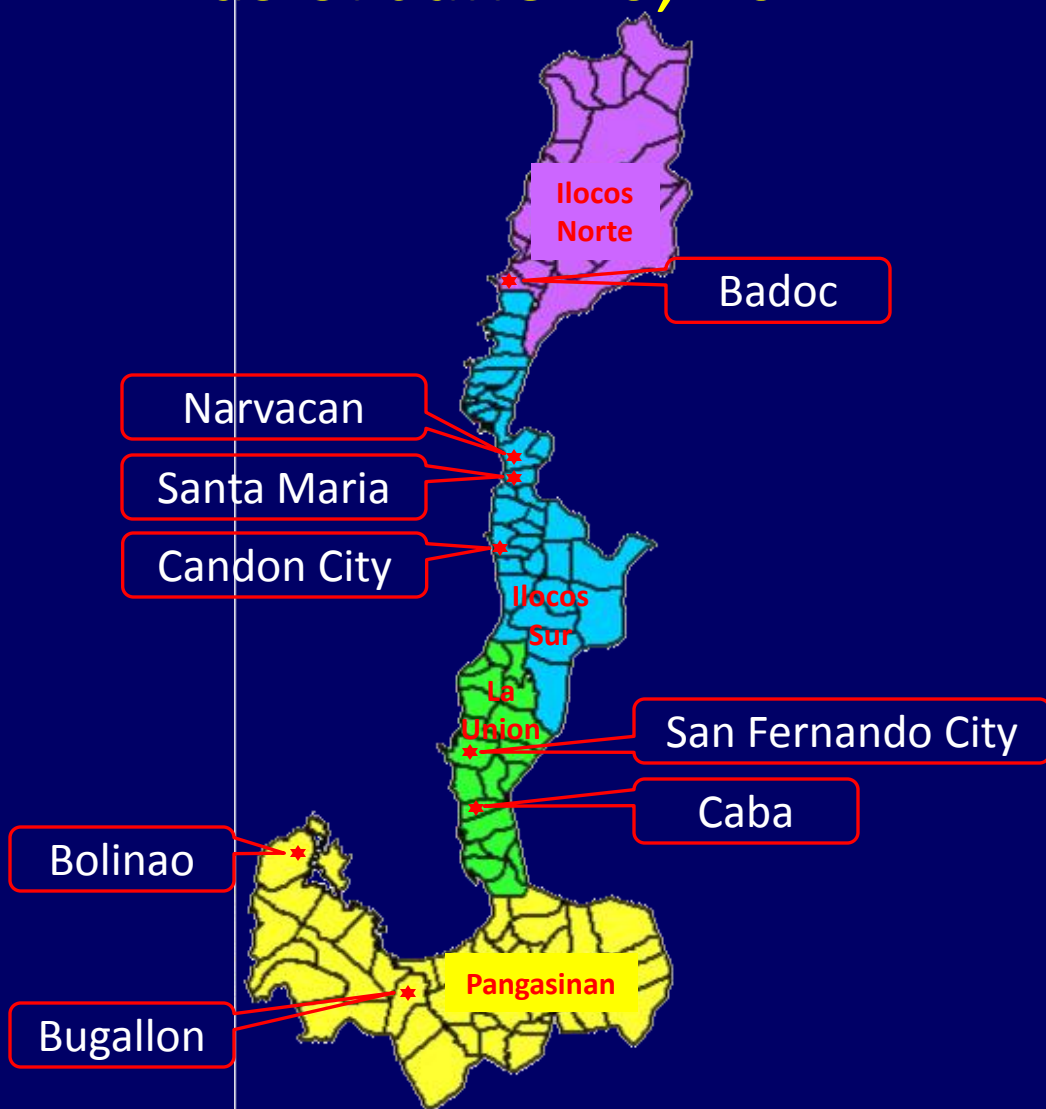
Dengue Deaths (n=8) Region I as of June 20, 2012



Dengue Deaths (n=8) Region I as of June 20, 2012



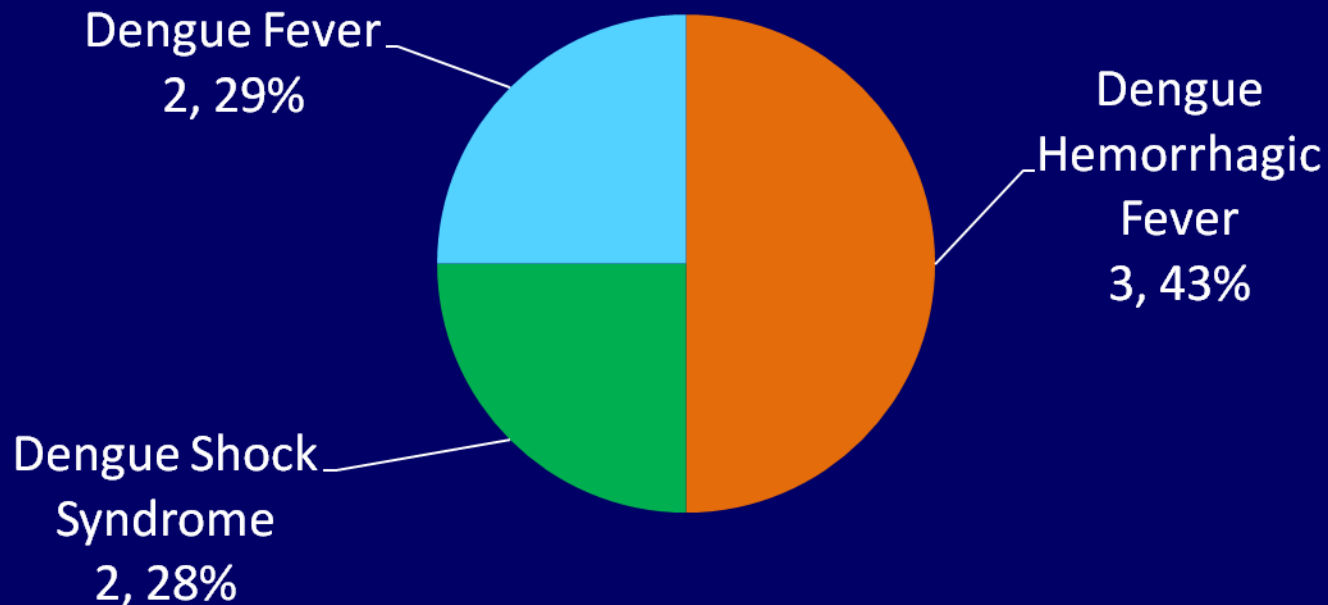
Dengue Deaths (n=8) Region I as of June 20, 2012



Diagnosis of Dengue Deaths (n=8)

Region I

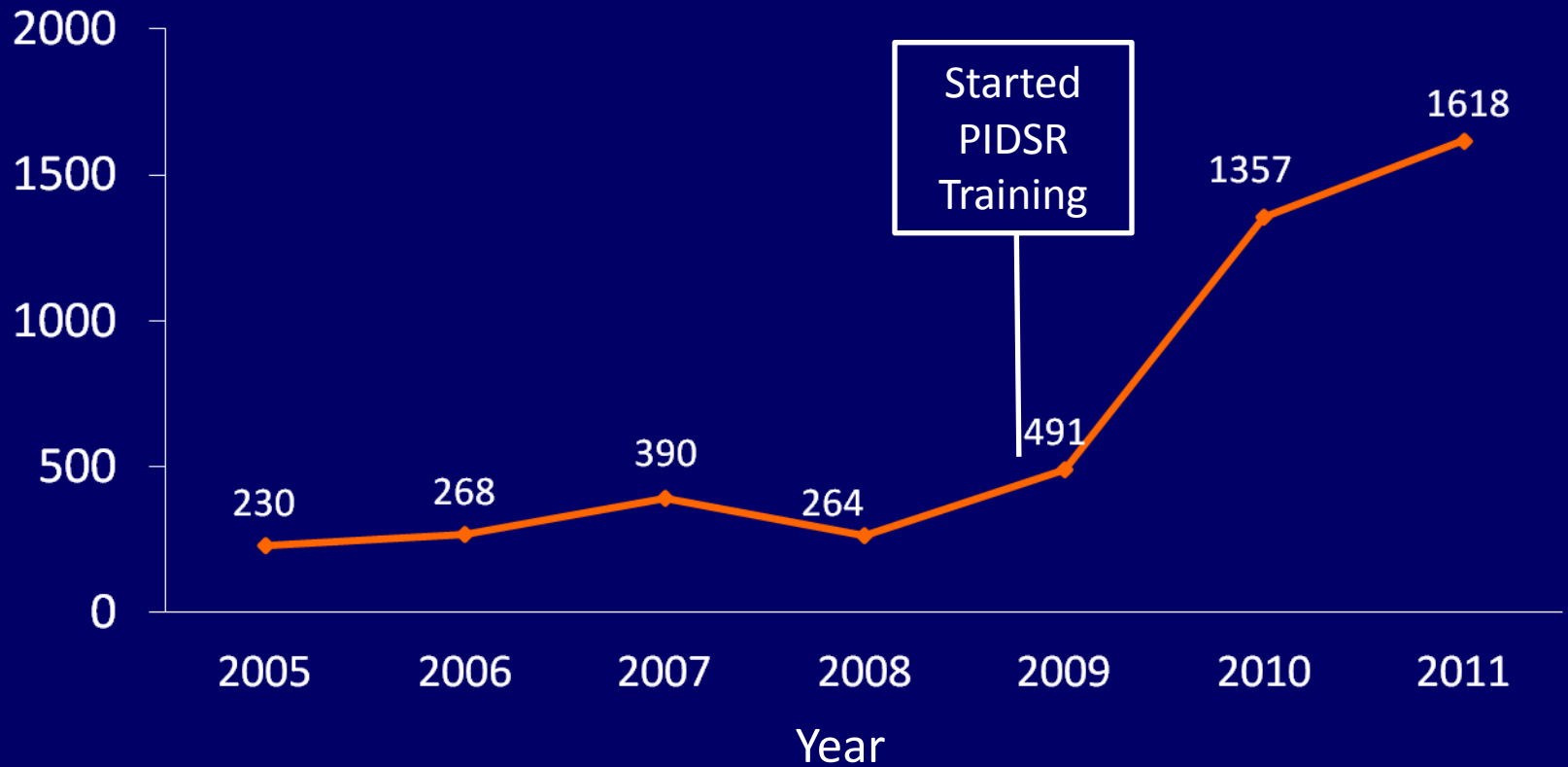
January 1 – June 20, 2012



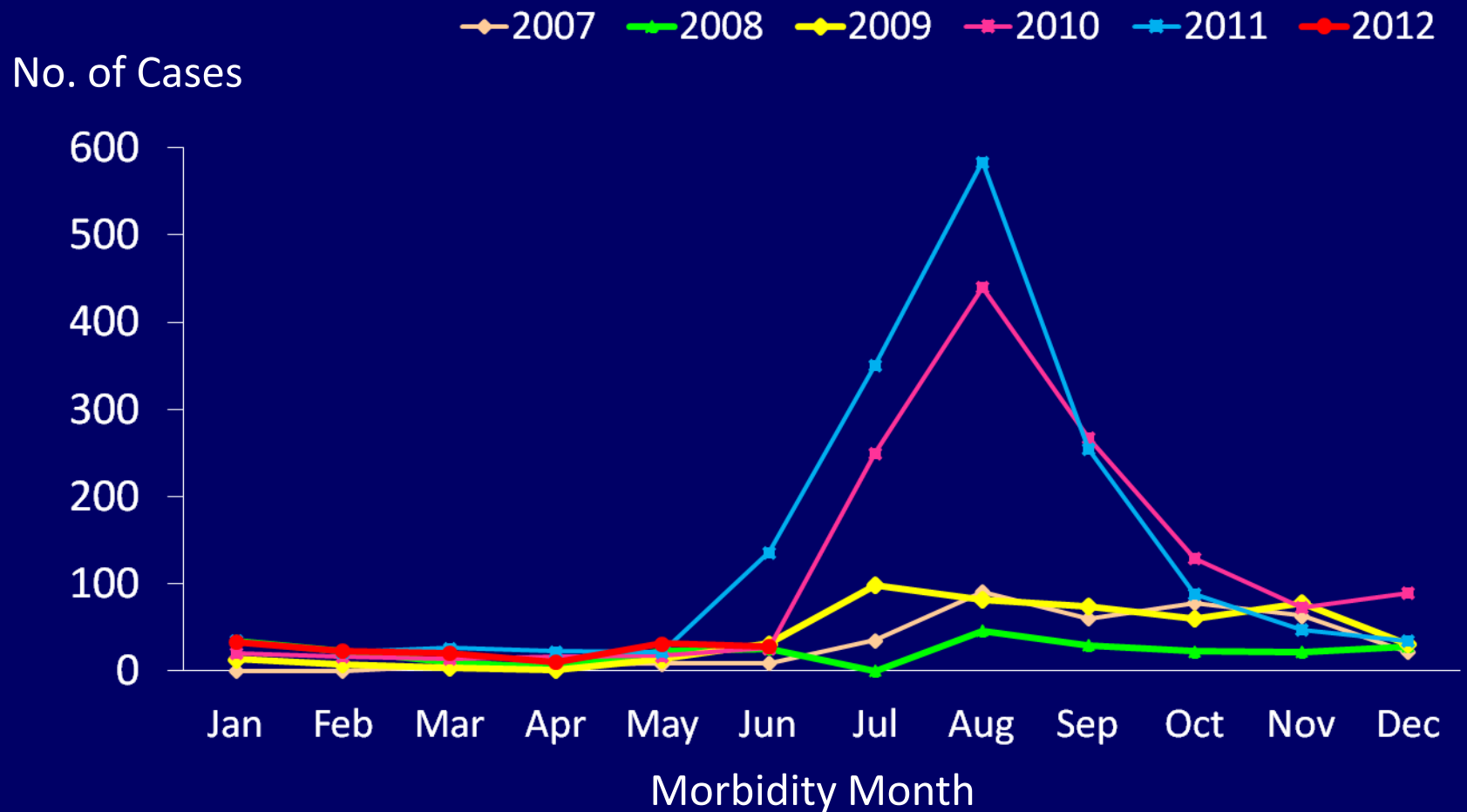
ILOCOS NORTE

Dengue Cases by Year Province of Ilocos Norte 2005 – 2011

No. of Cases



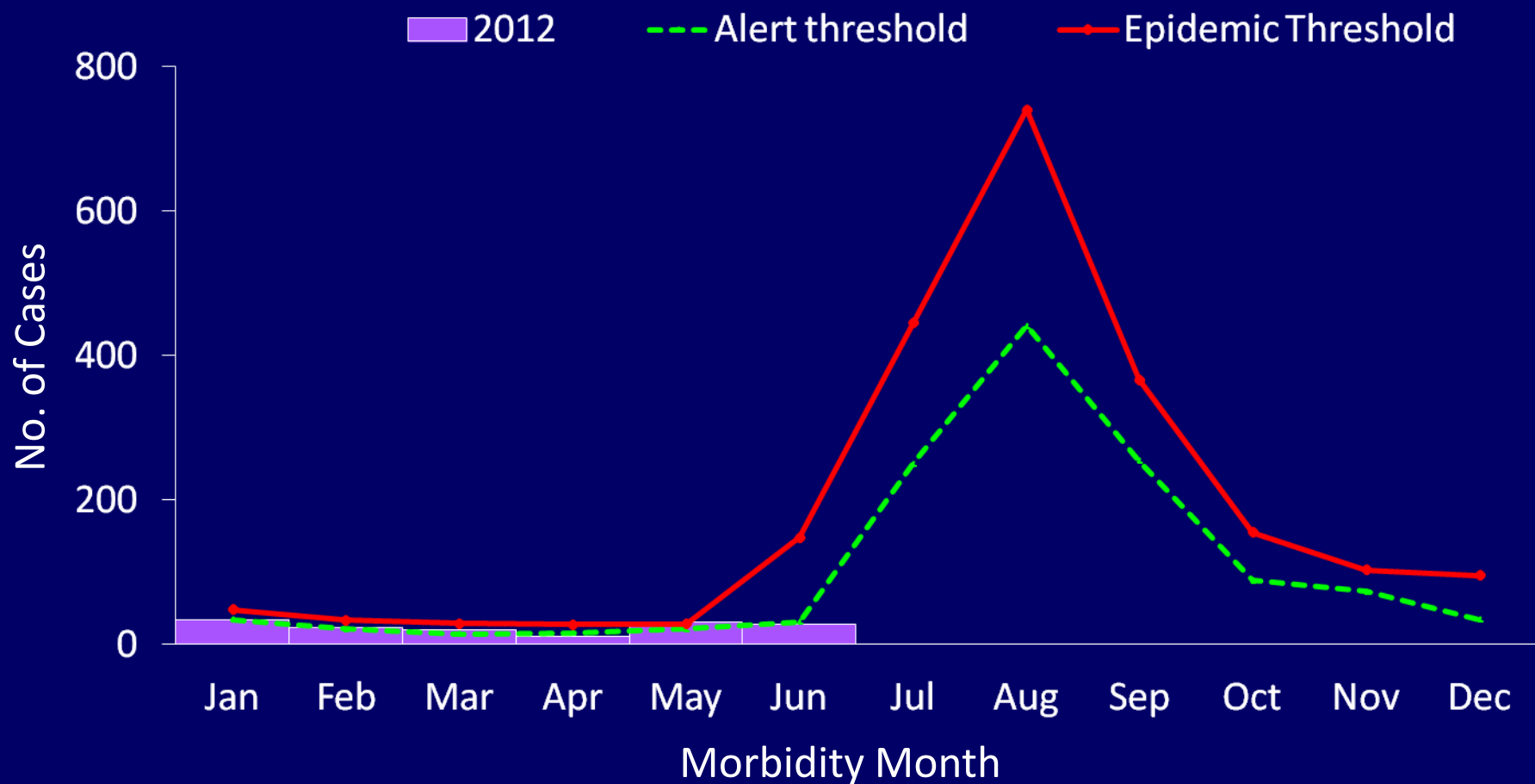
Dengue Cases by Morbidity Month Province of Ilocos Norte 2007 – 2012 (as of June 20)



Dengue Cases by Morbidity Month

Province of Ilocos Norte

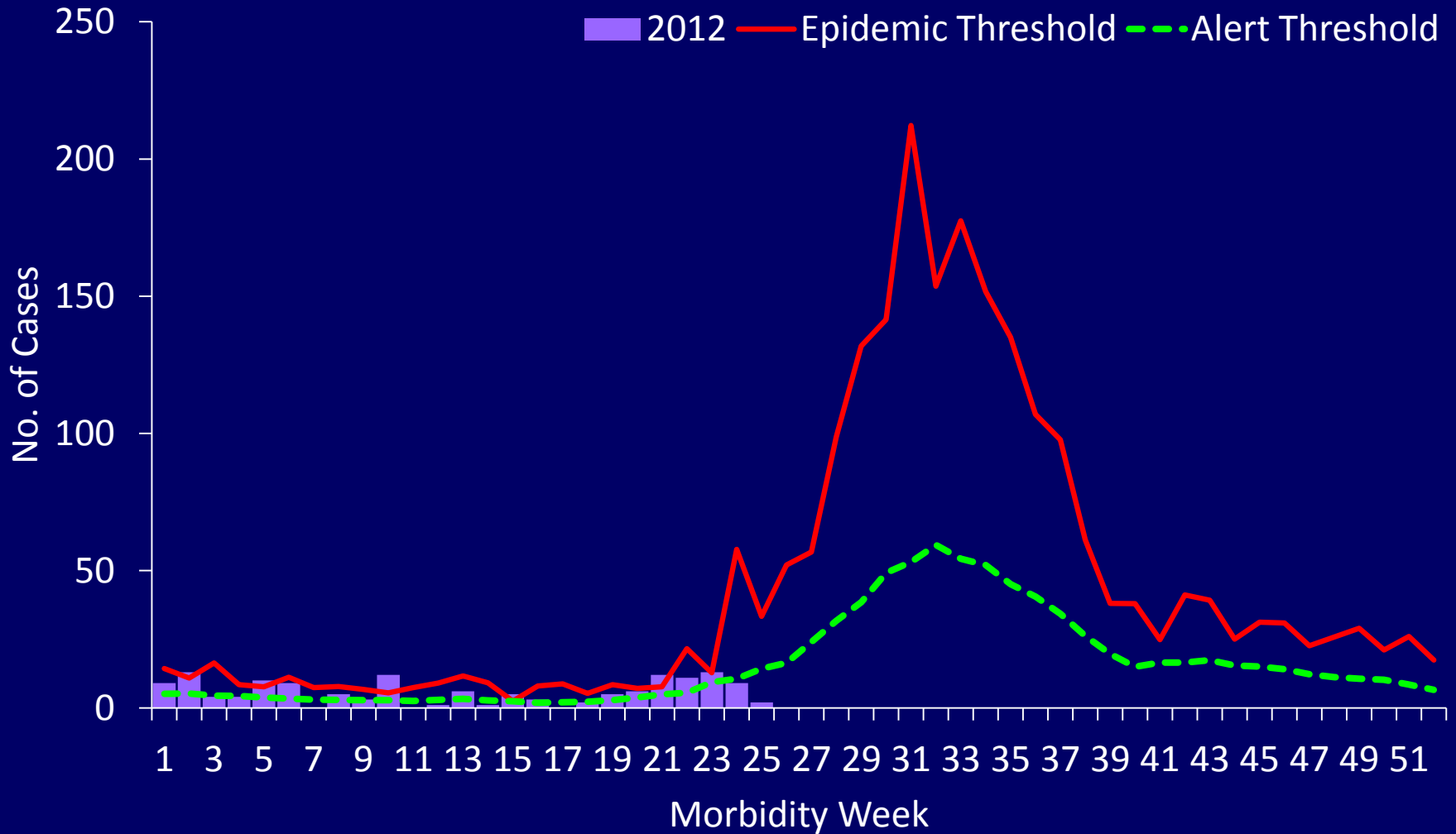
2012 (as of June 20) vs Epidemic and Alert Thresholds



Dengue Cases by Morbidity Week

Ilocos Norte

as of June 20, 2012



Dengue Cases by Municipality Province of Ilocos Norte as of June 20, 2012

Municipality/City	Cases	
	No.	Percent
Laoag City	31	21.1
Batac	27	18.4
Paoay	16	10.9
San Nicolas	16	10.9
Sarrat	10	6.8
Badoc	8	5.4
Bacarra	7	4.8
Dingras	6	4.1
Marcos	5	3.4
Piddig	4	2.7

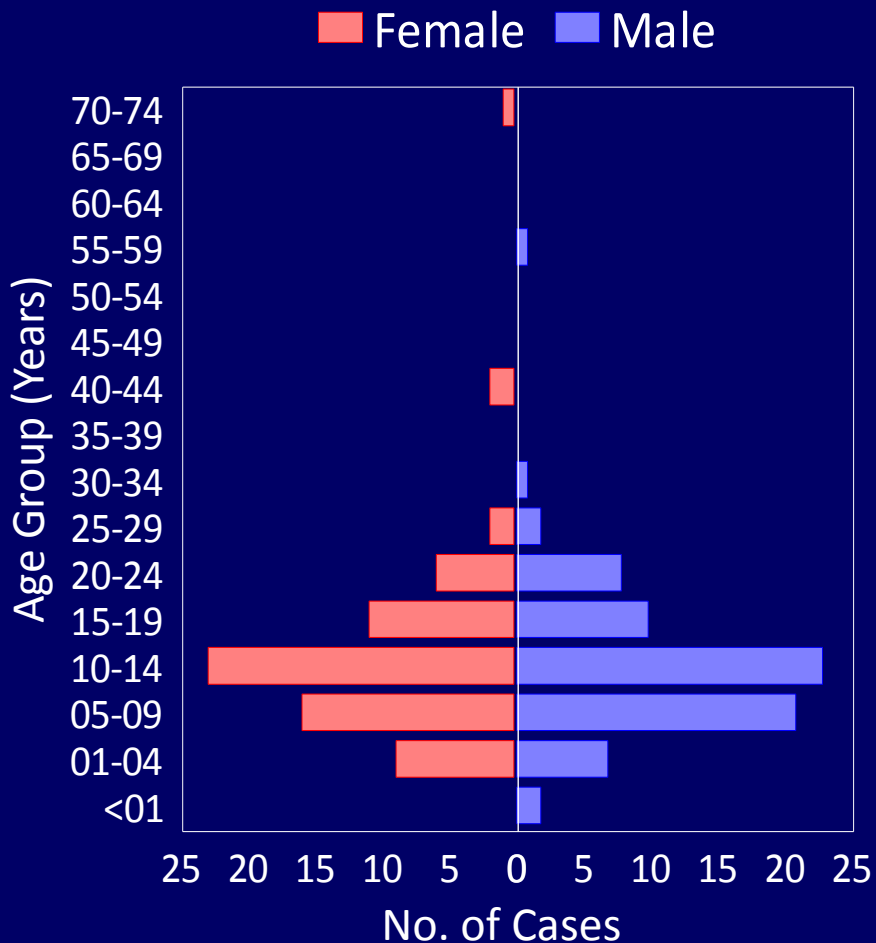
Municipality/City	Cases	
	No.	Percent
Pinili	3	2.0
Solsona	3	2.0
Banna	2	1.4
Currimaos	2	1.4
Pagudpud	2	1.4
Vintar	2	1.4
Bangui	1	0.7
Burgos	1	0.7
Nueva Era	1	0.7

No reported cases: Adams, Carasi, Dumalneg, Pasuquin

Dengue Cases by Age Group and Sex (n=145)

Ilocos Norte

January 1 – June 20, 2012



- Age range: 7 months – 70 years
- Median age: 12 years
- 74.5% (108) were 15 years and below
- Most common affected age group: 10-14 years
- Majority of cases were male (75, 51.7%)

Clustering of Dengue Cases as of MW 24

Province	Municipality/City	Barangay	Cases			
			MW21	MW22	MW23	MW24
Ilocos Norte	Marcos	Santiago	0	0	2	2
Ilocos Norte	Paoay	Pannaratan (Pob.)	0	0	2	1
Ilocos Sur	Cabugao	Quezon (Pob.)	2	2	0	0
Ilocos Sur	Candon City	Parioc Segundo	1	2	0	1
Ilocos Sur	Narvacan	Camarao	2	1	2	0
Ilocos Sur	Narvacan	Paratong	1	2	0	0
Ilocos Sur	Salcedo	San Gaspar	1	1	1	0
Ilocos Sur	San Juan	Immayos Norte	0	1	1	1
La Union	Bagulin	Tagudtud	0	0	3	0
La Union	Bagulin	Baay	0	2	3	3
La Union	Bagulin	Suyo	2	0	2	0
La Union	Bagulin	Suyo (Pob.)	4	2	1	0
La Union	Naguilian	Baraoas Norte	1	0	1	1
La Union	Naguilian	Lioac Norte	1	0	0	2
La Union	San Fernando City	Sevilla	2	2	0	1

Clustering of Dengue Cases as of MW 25

Province	Municipality/City	Barangay	Cases			
			MW22	MW23	MW24	MW25
Ilocos Norte	Marcos	Santiago	0	2	2	0
Ilocos Norte	Paoay	Pannaratan (Pob.)	0	2	1	0
Ilocos Sur	Candon City	Parioc Segundo	2	0	1	0
Ilocos Sur	Narvacan	Camarao	1	2	0	1
Ilocos Sur	San Juan	Immayos Norte	1	1	1	0
La Union	Bagulin	Suyo (Pob.)	2	1	0	0
La Union	Bagulin	Tagudtud	0	3	0	0
La Union	Bagulin	Baay	2	3	3	0
La Union	Naguilian	Baraoas Norte	0	1	1	1
La Union	Naguilian	Lioac Norte	0	0	2	1
La Union	San Fernando City	Sevilla	2	0	1	0
Pangasinan	Bolinao	Germinal (Pob.)	0	3	0	0
Pangasinan	Calasiao	Nalsian	0	1	2	0
Pangasinan	Lingayen	Pangapisan Norte	2	1	0	0
Pangasinan	Lingayen	Libsong East	3	0	0	0
Pangasinan	Lingayen	Maniboc	0	3	1	0

Dengue Deaths (n=1)

Province of Ilocos Norte

(as of June 20, 2012)

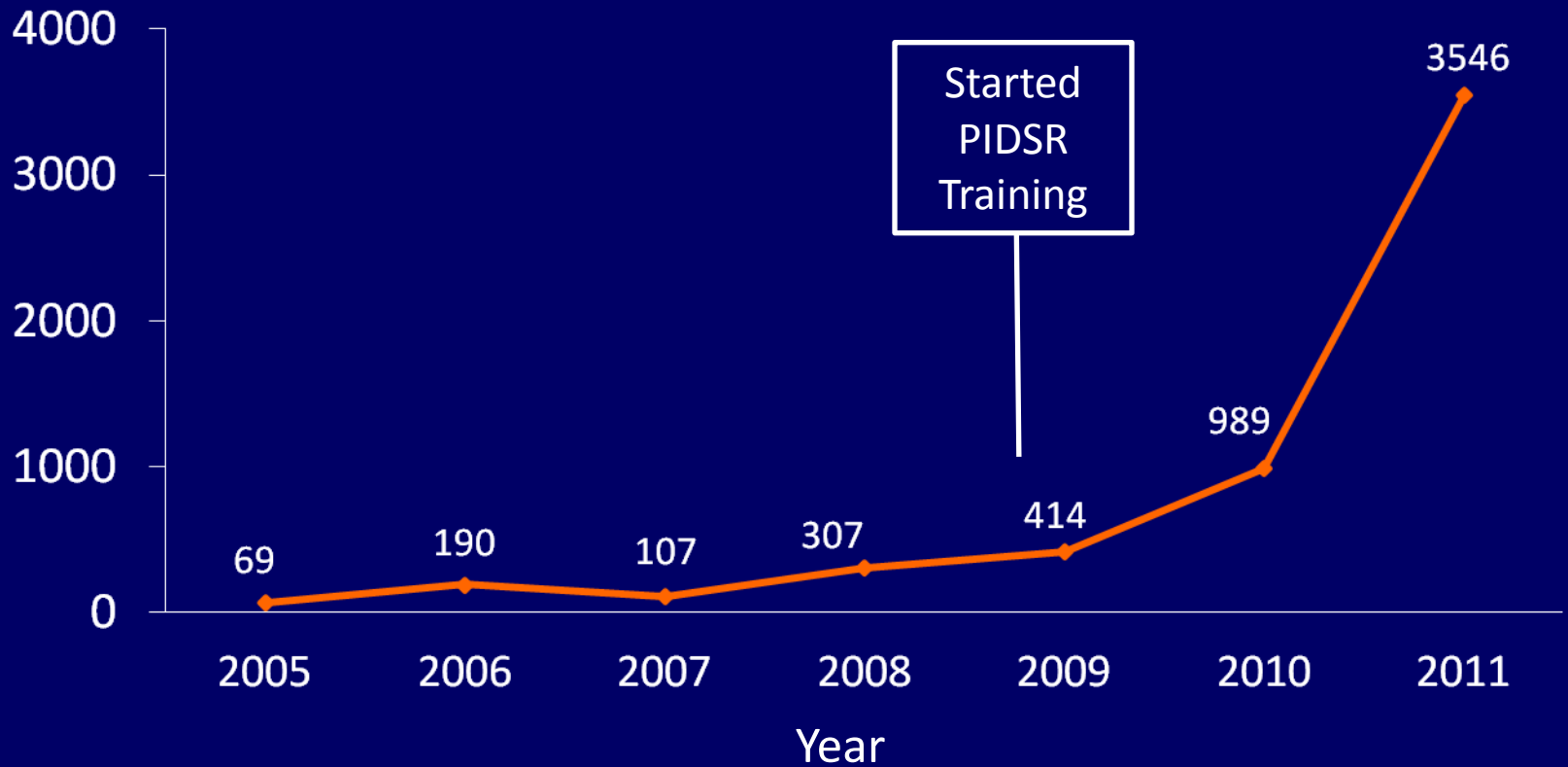


- 6.67 years, male
- Brgy. Ar-arusip, Badoc
- Onset of Illness: May 11, 2012
- Admission: May 23, 2012
- Date Died: May 23, 2012
- Dengue Shock Syndrome

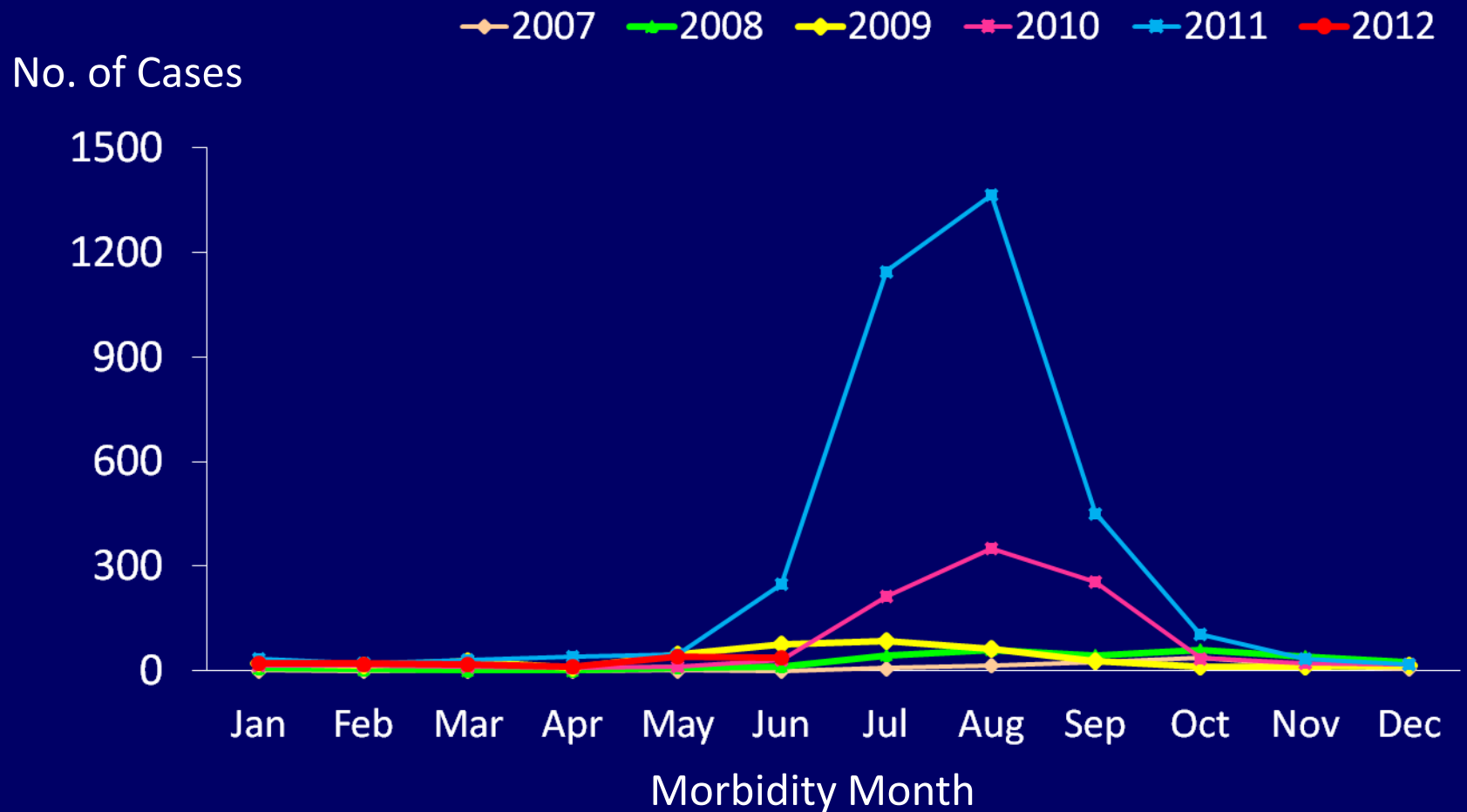
ILOCOS SUR

Dengue Cases by Year Province of Ilocos Sur 2005 – 2011

No. of Cases



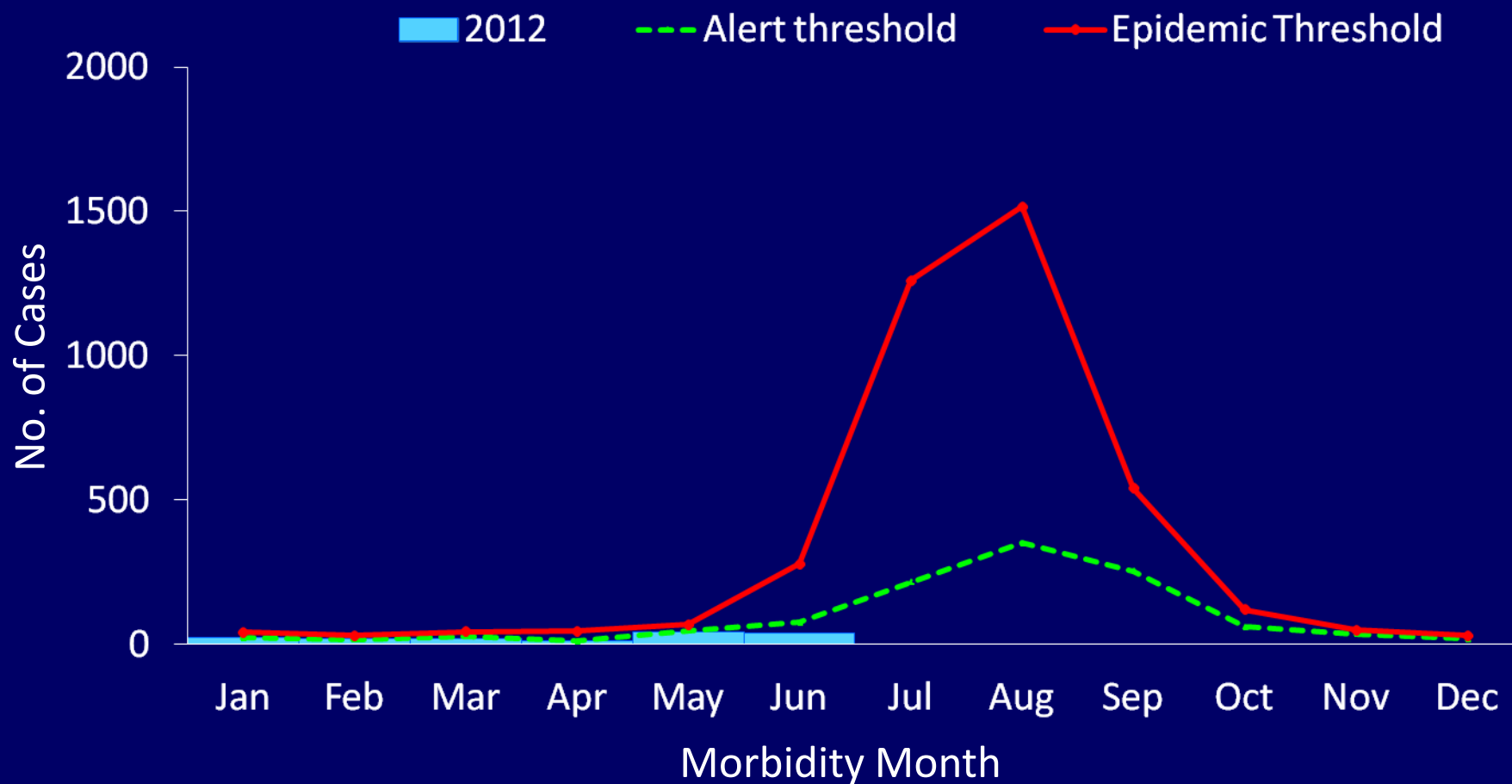
Dengue Cases by Morbidity Month Province of Ilocos Sur 2007 – 2012 (as of June 20)



Dengue Cases by Morbidity Month

Province of Ilocos Sur

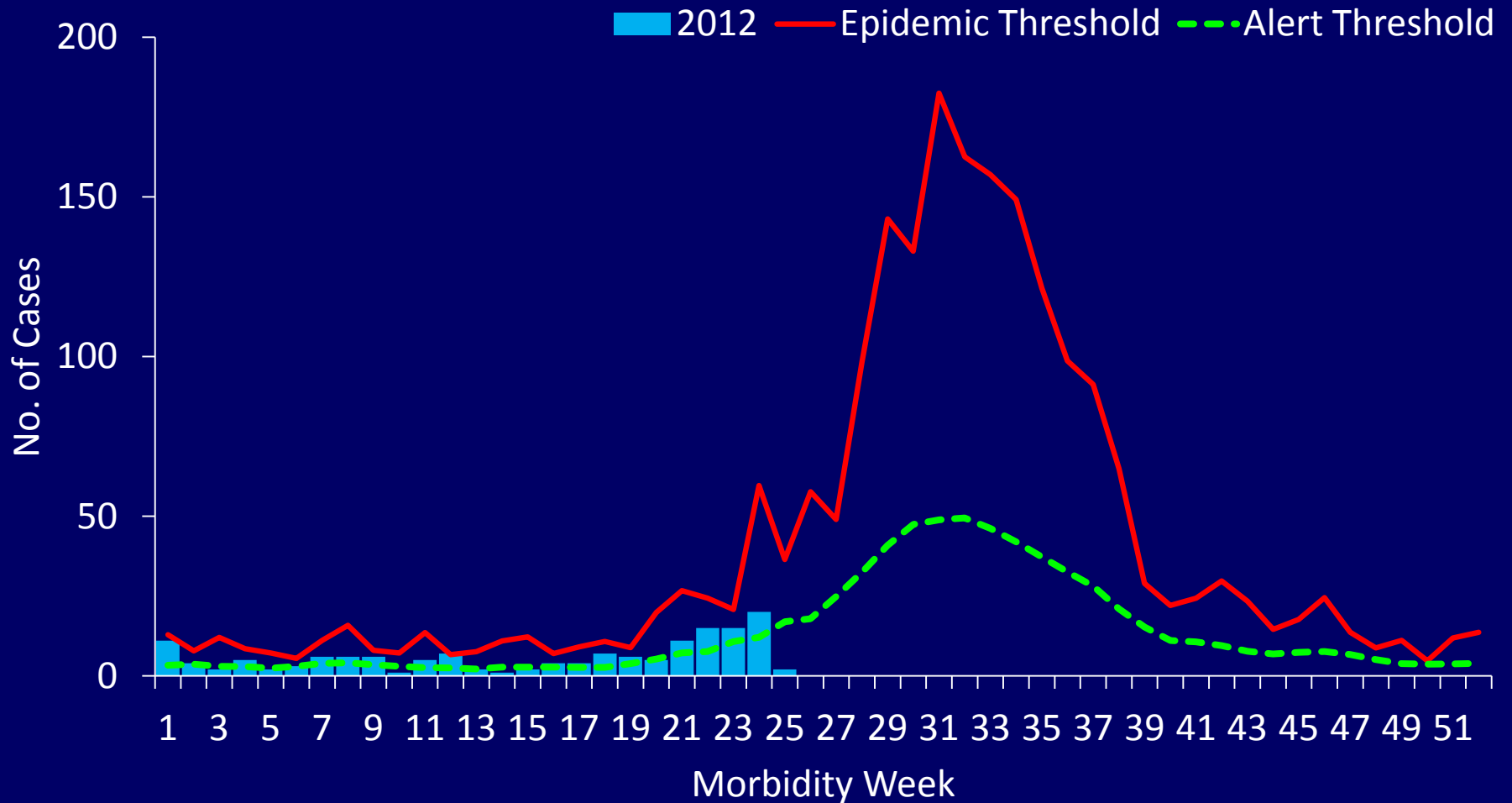
2012 (as of June 20) vs 2007-2011 Epidemic and Alert Thresholds



Dengue Cases by Morbidity Week

Ilocos Sur

as of June 20, 2012



Dengue Cases by Municipality Province of Ilocos Sur as of June 20, 2012

Municipality/City	Cases	
	No.	Percent
Narvacan	39	25.7
Vigan City	18	11.8
Candon City	17	11.2
Salcedo	11	7.2
Cabugao	10	6.6
Santa Maria	9	5.9
Sinait	9	5.9
San Juan	7	4.6
Bantay	5	3.3
Caoayan	3	2.0
Galimuyod	3	2.0
Magsingal	2	1.3
Nagbukel	2	1.3

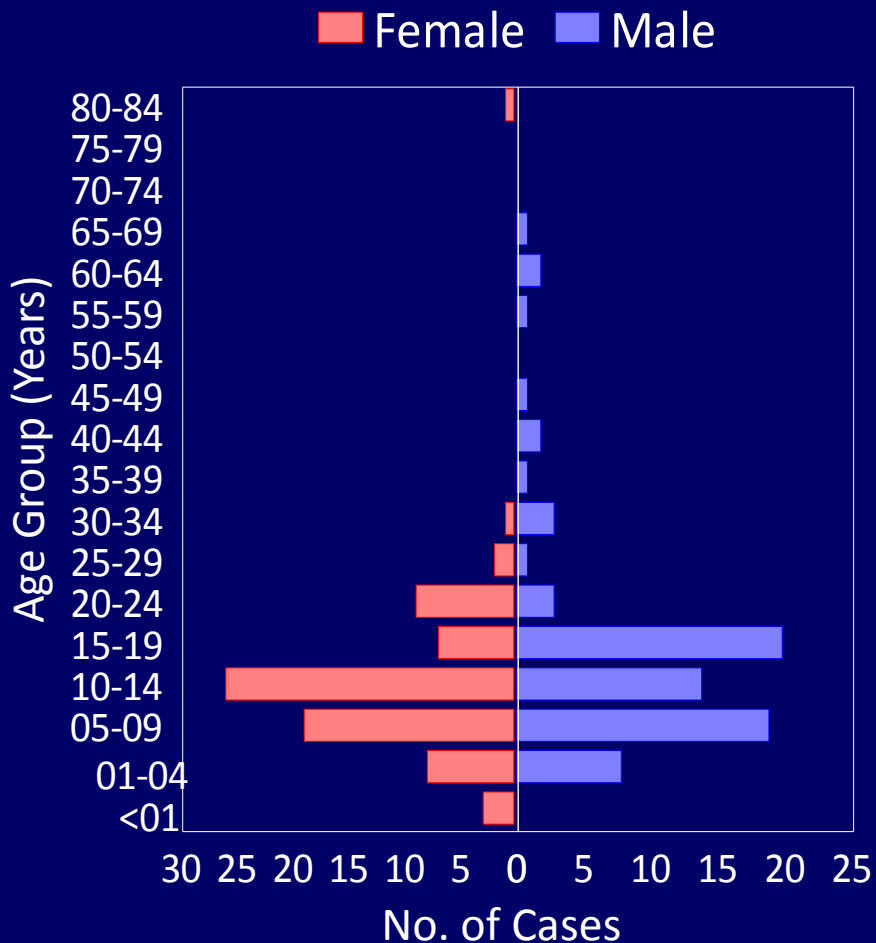
Municipality/City	Cases	
	No.	Percent
San Vicente	2	1.3
Santa Catalina	2	1.3
Santa Cruz	2	1.3
Tagudin	2	1.3
Burgos	1	1.3
Cervantes	1	0.7
Lidlidda	1	0.7
San Esteban	1	0.7
Santa	1	0.7
Santa Lucia	1	0.7
Santiago	1	0.7
Santo Domingo	1	0.7
Sigay	1	0.7

No reported cases: Alilem, Banayoyo, Gregorio del Pilar, Quirino, San Emilio, San Ildefonso, Sugpon, Suyo

Dengue Cases by Age Group and Sex (n=152)

Ilocos Sur

January 1 – June 20, 2012



- Age range: 7 months – 82 years
- Median age: 12 years
- 69.1% (105) were 15 years and below
- Most common affected age group: 10 -14 years
- Equal male-female distribution

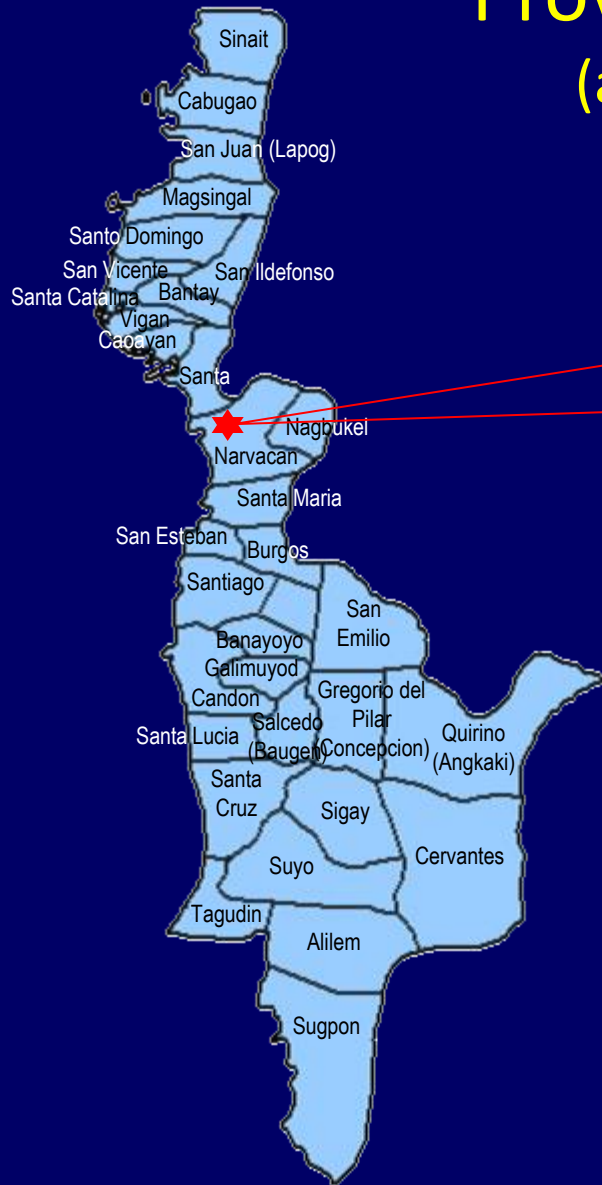
Clustering of Dengue Cases as of MW 24

Province	Municipality/City	Barangay	Cases			
			MW21	MW22	MW23	MW24
Ilocos Norte	Marcos	Santiago	0	0	2	2
Ilocos Norte	Paoay	Pannaratan (Pob.)	0	0	2	1
Ilocos Sur	Cabugao	Quezon (Pob.)	2	2	0	0
Ilocos Sur	Candon City	Parioc Segundo	1	2	0	1
Ilocos Sur	Narvacan	Camarao	2	1	2	0
Ilocos Sur	Narvacan	Paratong	1	2	0	0
Ilocos Sur	Salcedo	San Gaspar	1	1	1	0
Ilocos Sur	San Juan	Immayos Norte	0	1	1	1
La Union	Bagulin	Tagudtud	0	0	3	0
La Union	Bagulin	Baay	0	2	3	3
La Union	Bagulin	Suyo	2	0	2	0
La Union	Bagulin	Suyo (Pob.)	4	2	1	0
La Union	Naguilian	Baraoas Norte	1	0	1	1
La Union	Naguilian	Lioac Norte	1	0	0	2
La Union	San Fernando City	Sevilla	2	2	0	1

Clustering of Dengue Cases as of MW 25

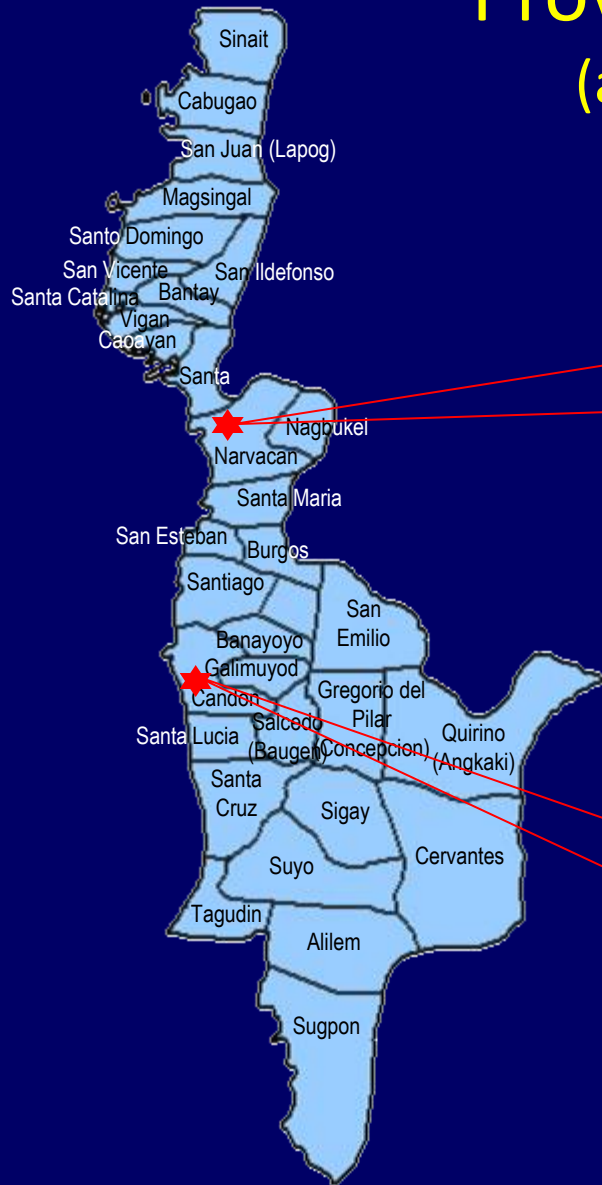
Province	Municipality/City	Barangay	Cases			
			MW22	MW23	MW24	MW25
Ilocos Norte	Marcos	Santiago	0	2	2	0
Ilocos Norte	Paoay	Pannaratan (Pob.)	0	2	1	0
Ilocos Sur	Candon City	Parioc Segundo	2	0	1	0
Ilocos Sur	Narvacan	Camarao	1	2	0	1
Ilocos Sur	San Juan	Immayos Norte	1	1	1	0
La Union	Bagulin	Suyo (Pob.)	2	1	0	0
La Union	Bagulin	Tagudtud	0	3	0	0
La Union	Bagulin	Baay	2	3	3	0
La Union	Naguilian	Baraoas Norte	0	1	1	1
La Union	Naguilian	Lioac Norte	0	0	2	1
La Union	San Fernando City	Sevilla	2	0	1	0
Pangasinan	Bolinao	Germinal (Pob.)	0	3	0	0
Pangasinan	Calasiao	Nalsian	0	1	2	0
Pangasinan	Lingayen	Pangapisan Norte	2	1	0	0
Pangasinan	Lingayen	Libsong East	3	0	0	0
Pangasinan	Lingayen	Maniboc	0	3	1	0

Dengue Deaths (n=3) Province of Ilocos Sur (as of June 20, 2012)



- MJC, Male, 9.25 years
- Brgy. Quinarayan, Narvacan
- Onset: January 29, 2012
- Admission: February 1, 2012
- Died: February 5 2012
- Dengue Shock Syndrome

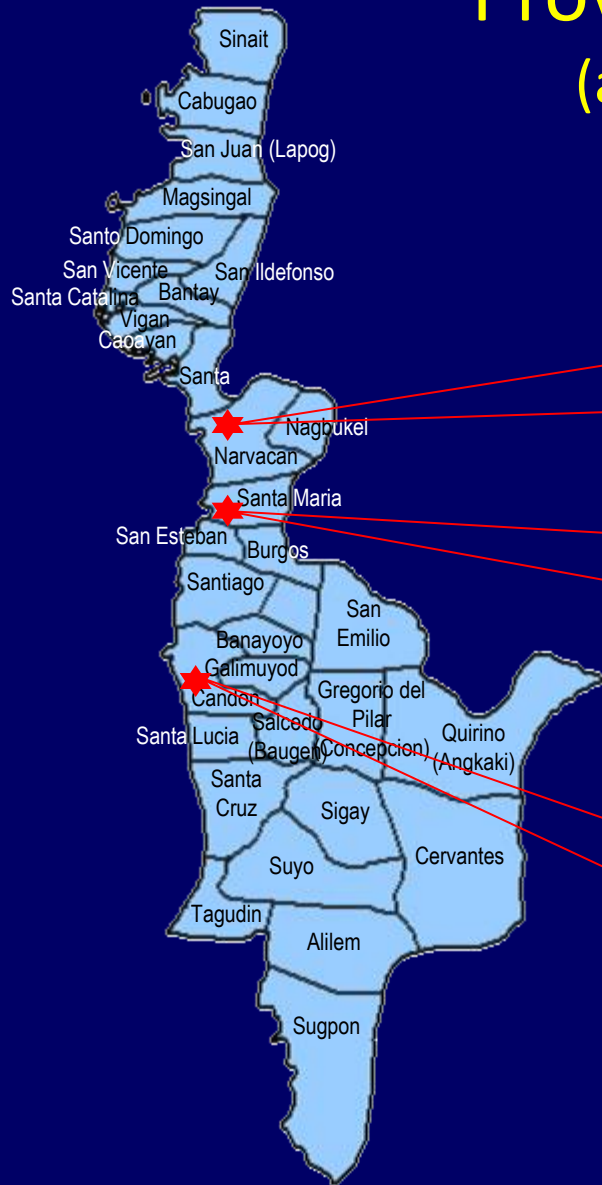
Dengue Deaths (n=3) Province of Ilocos Sur (as of June 20, 2012)



- MJC, Male, 9.25 years
- Brgy. Quinarayan, Narvacan
- Onset: January 29, 2012
- Admission: February 1, 2012
- Died: February 5 2012
- Dengue Shock Syndrome

- TLA, Female, 12.83 years
- Brgy. Paras, Candon City
- Onset: February 16, 2012
- Admitted: February 24, 2012
- Died: February 24, 2012
- Dengue Hemorrhagic Fever III

Dengue Deaths (n=3) Province of Ilocos Sur (as of June 20, 2012)



- MJC, Male, 9.25 years
- Brgy. Quinarayan, Narvacan
- Onset: January 29, 2012
- Admission: February 1, 2012
- Died: February 5 2012
- Dengue Shock Syndrome

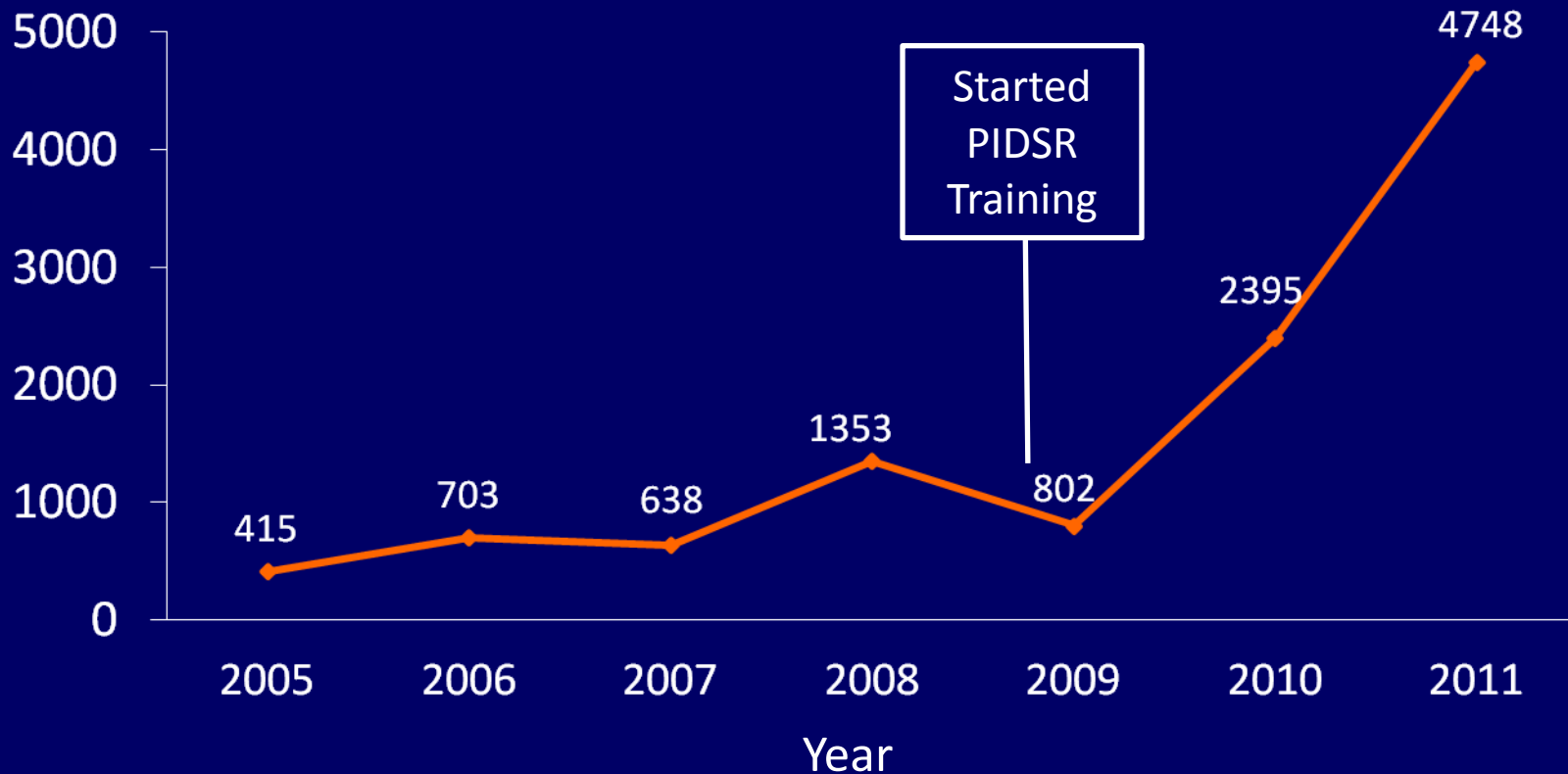
- AFF, Female, 5.75 years
- Brgy. Suso, Santa Maria
- Onset: June 9, 2012
- Admission: June 10, 2012/June 16, 2012
- Died: June 16, 2012
- Dengue Hemorrhagic Fever IV

- TLA, Female, 12.83 years
- Brgy. Paras, Candon City
- Onset: February 16, 2012
- Admitted: February 24, 2012
- Died: February 24, 2012
- Dengue Hemorrhagic Fever III

LA UNION

Dengue Cases by Year Province of La Union 2005 – 2011

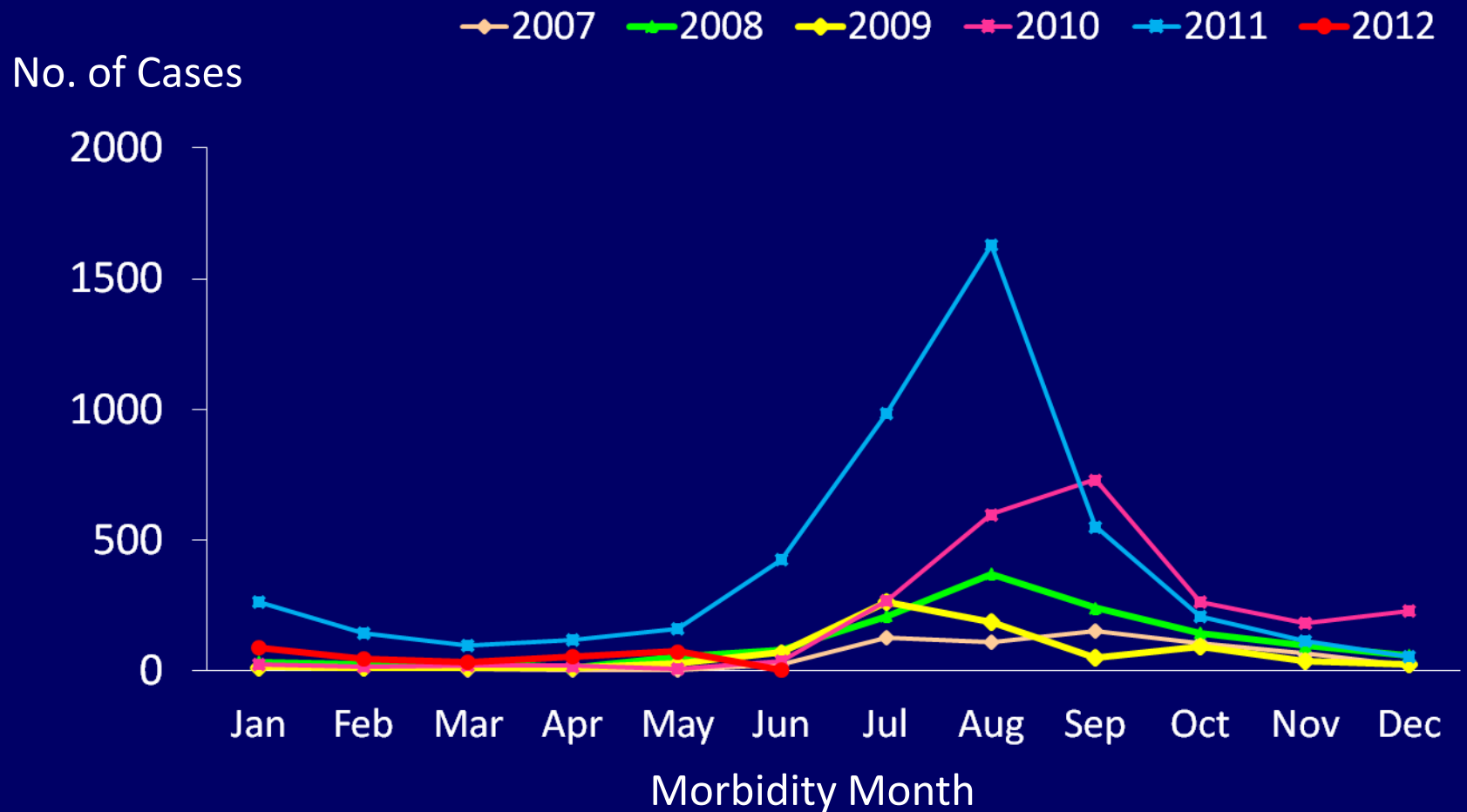
No. of Cases



Dengue Cases by Morbidity Month

Province of La Union

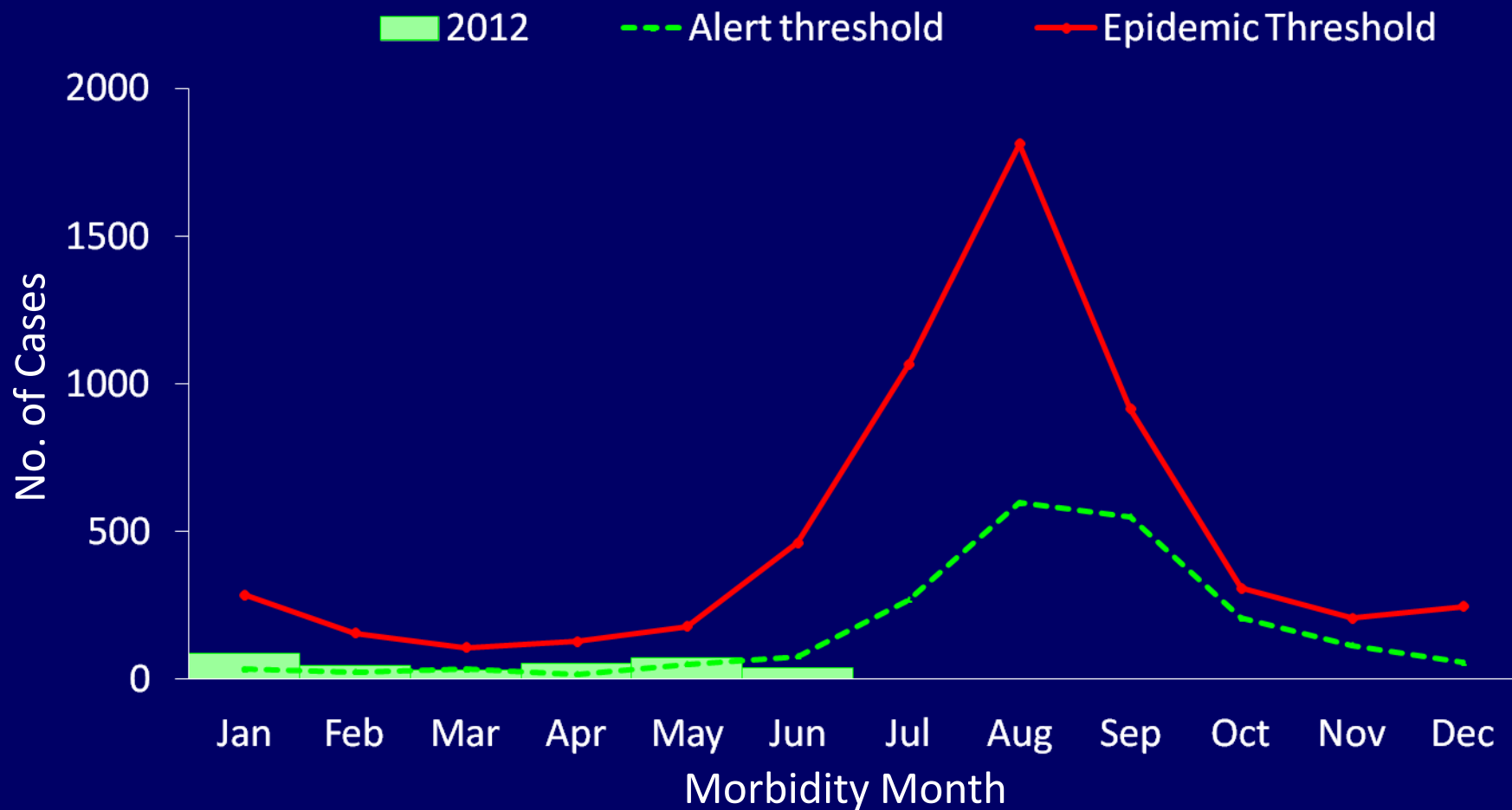
2007 – 2012 (as of June 20)



Dengue Cases by Morbidity Month

Province of La Union

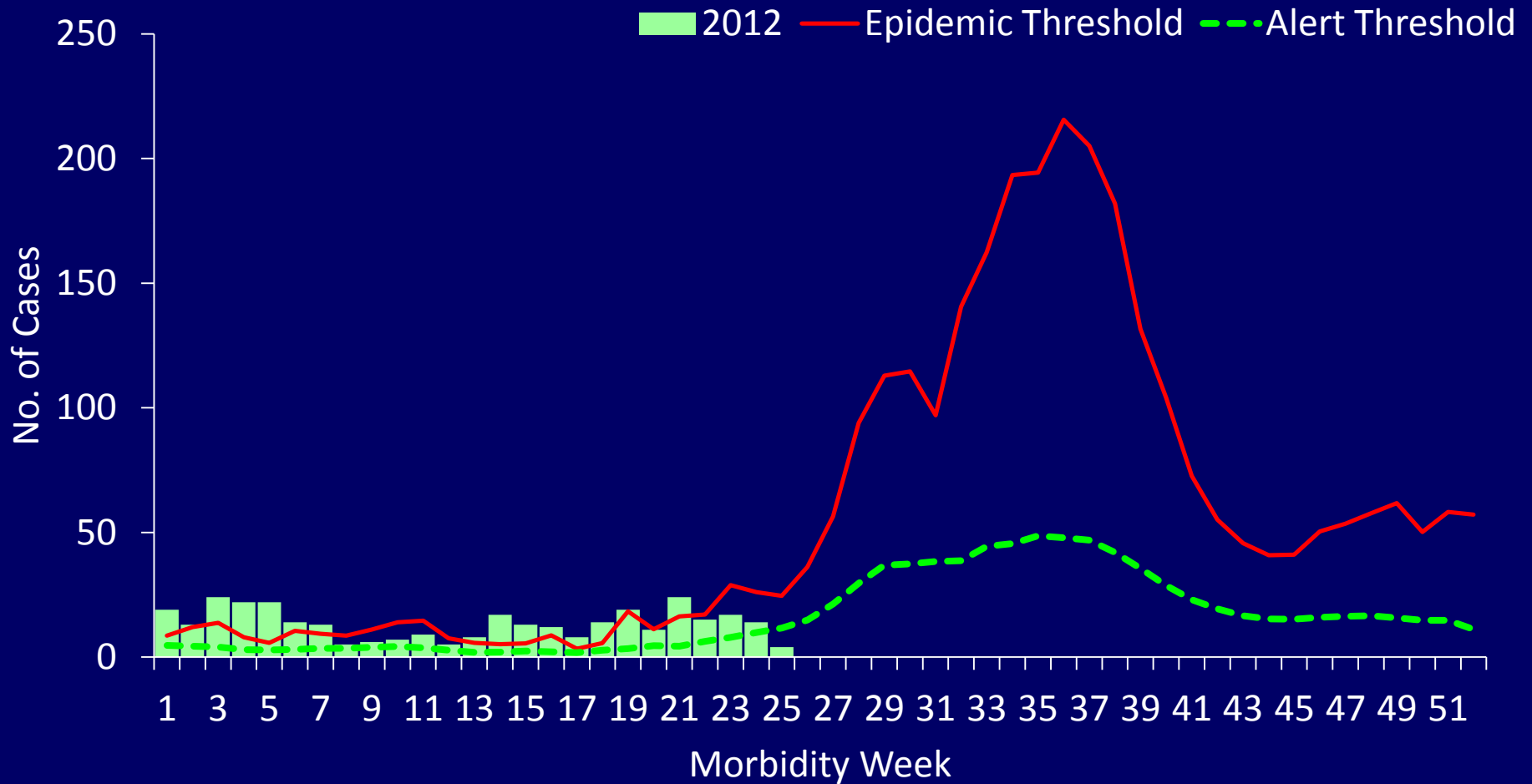
2012 (as of June 20) vs Epidemic and Alert Thresholds



Dengue Cases by Morbidity Week

La Union

as of June 20, 2012



Dengue Cases by Municipality Province of La Union as of June 20, 2012

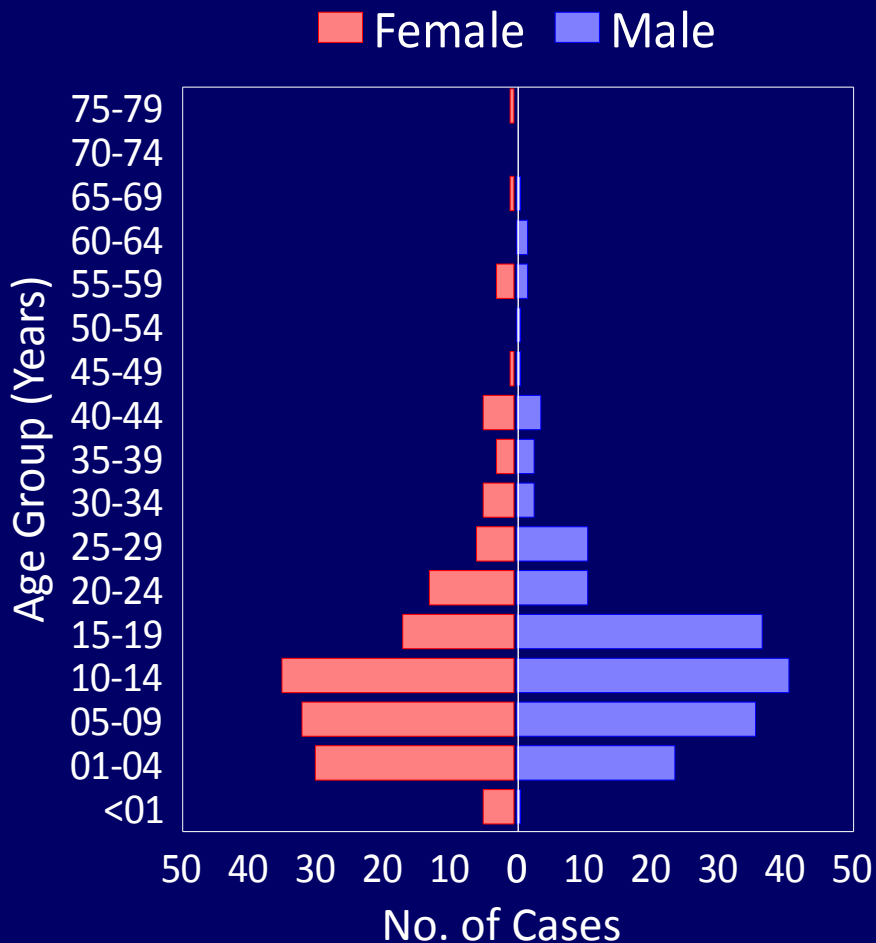
Municipality/City	Cases	
	No.	Percent
San Fernando City	74	22.1
Bagulin	52	15.5
Naguilian	41	12.2
Bauang	30	9.0
Agoo	26	7.8
Bacnotan	21	6.3
San Juan	17	5.1
Aringay	11	3.3
Burgos	10	3.0
Rosario	10	3.0

Municipality/City	Cases	
	No.	Percent
Santo Tomas	10	3.0
Caba	7	2.1
Luna	7	2.1
Balaoan	4	1.2
Bangar	4	1.2
Pugo	4	1.2
San Gabriel	4	1.2
Sudipen	2	0.6
Tubao	1	0.3
No reported case from Santol		

Dengue Cases by Age Group and Sex (n=335)

La Union

January 1 – June 20, 2012



- Age range: 4 months – 78 years
- Median age: 12 years
- 64.5% (216) were 15 years and below
- Most common affected age group: 10-14 years
- Majority of cases were male (178, 53.1%)

Clustering of Dengue Cases as of MW 24

Province	Municipality/City	Barangay	Cases			
			MW21	MW22	MW23	MW24
Ilocos Norte	Marcos	Santiago	0	0	2	2
Ilocos Norte	Paoay	Pannaratan (Pob.)	0	0	2	1
Ilocos Sur	Cabugao	Quezon (Pob.)	2	2	0	0
Ilocos Sur	Candon City	Parioc Segundo	1	2	0	1
Ilocos Sur	Narvacan	Camarao	2	1	2	0
Ilocos Sur	Narvacan	Paratong	1	2	0	0
Ilocos Sur	Salcedo	San Gaspar	1	1	1	0
Ilocos Sur	San Juan	Immayos Norte	0	1	1	1
La Union	Bagulin	Tagudtud	0	0	3	0
La Union	Bagulin	Baay	0	2	3	3
La Union	Bagulin	Suyo	2	0	2	0
La Union	Bagulin	Suyo (Pob.)	4	2	1	0
La Union	Naguilian	Baraoas Norte	1	0	1	1
La Union	Naguilian	Lioac Norte	1	0	0	2
La Union	San Fernando City	Sevilla	2	2	0	1

Clustering of Dengue Cases as of MW 25

Province	Municipality/City	Barangay	Cases			
			MW22	MW23	MW24	MW25
Ilocos Norte	Marcos	Santiago	0	2	2	0
Ilocos Norte	Paoay	Pannaratan (Pob.)	0	2	1	0
Ilocos Sur	Candon City	Parioc Segundo	2	0	1	0
Ilocos Sur	Narvacan	Camarao	1	2	0	1
Ilocos Sur	San Juan	Immayos Norte	1	1	1	0
La Union	Bagulin	Suyo (Pob.)	2	1	0	0
La Union	Bagulin	Tagudtud	0	3	0	0
La Union	Bagulin	Baay	2	3	3	0
La Union	Naguilian	Baraoas Norte	0	1	1	1
La Union	Naguilian	Lioac Norte	0	0	2	1
La Union	San Fernando City	Sevilla	2	0	1	0
Pangasinan	Bolinao	Germinal (Pob.)	0	3	0	0
Pangasinan	Calasiao	Nalsian	0	1	2	0
Pangasinan	Lingayen	Pangapisan Norte	2	1	0	0
Pangasinan	Lingayen	Libsong East	3	0	0	0
Pangasinan	Lingayen	Maniboc	0	3	1	0

Dengue Deaths (n=2)

Province of La Union

(as of June 20, 2012)



- MRBV, Male, 5.67 years
- Pagdalagan Norte, San Fernando City
- Onset of Illness: March 1, 2012
- Hospital admission: March 6, 2012
- Date of Death: March 7, 2012
- Dengue Fever

Dengue Deaths (n=2)

Province of La Union

(as of June 20, 2012)

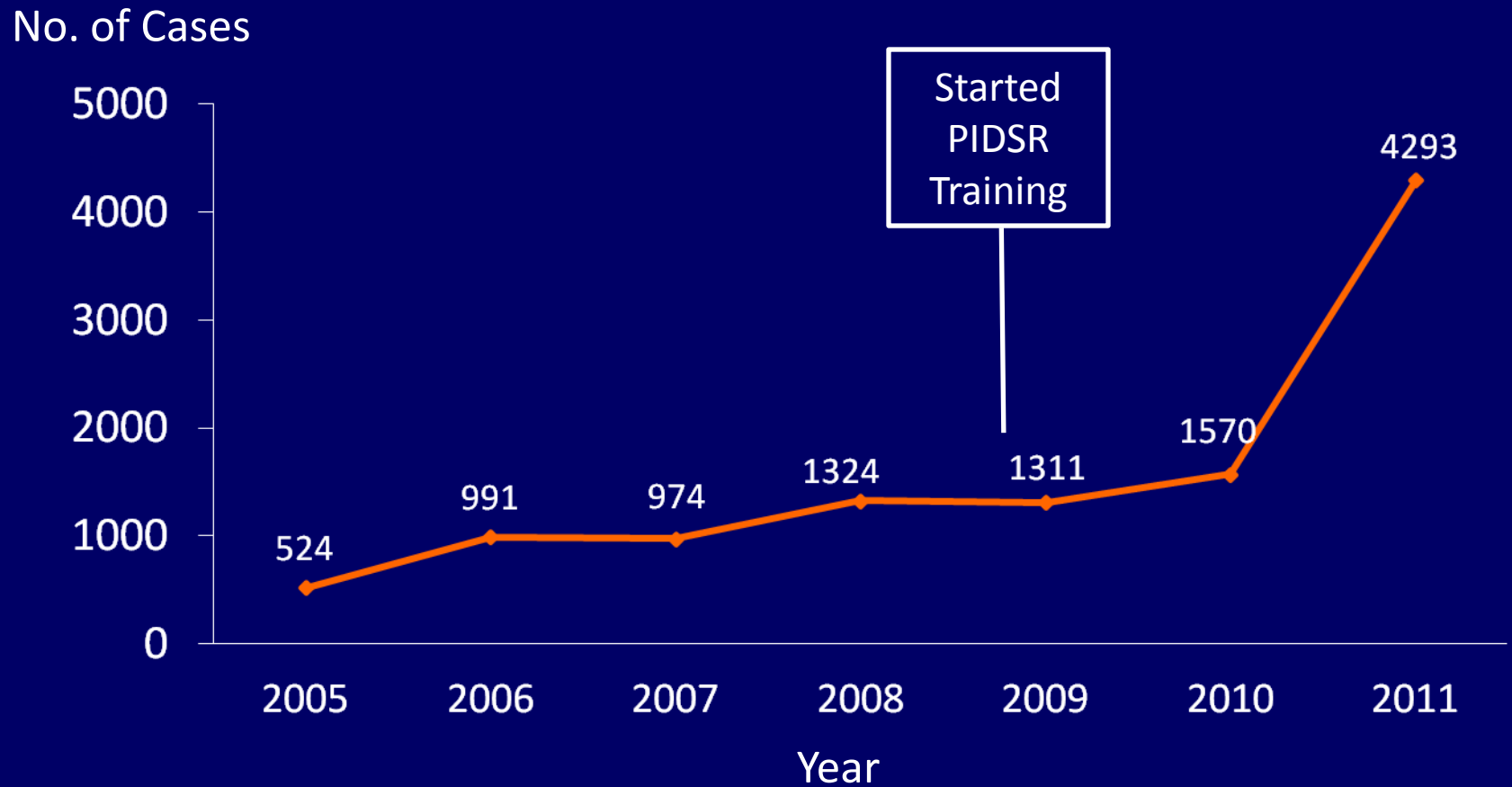


- MRBV, Male, 5.67 years
- Pagdalagan Norte, San Fernando City
- Onset of Illness: March 1, 2012
- Hospital admission: March 6, 2012
- Date of Death: March 7, 2012
- Dengue Fever

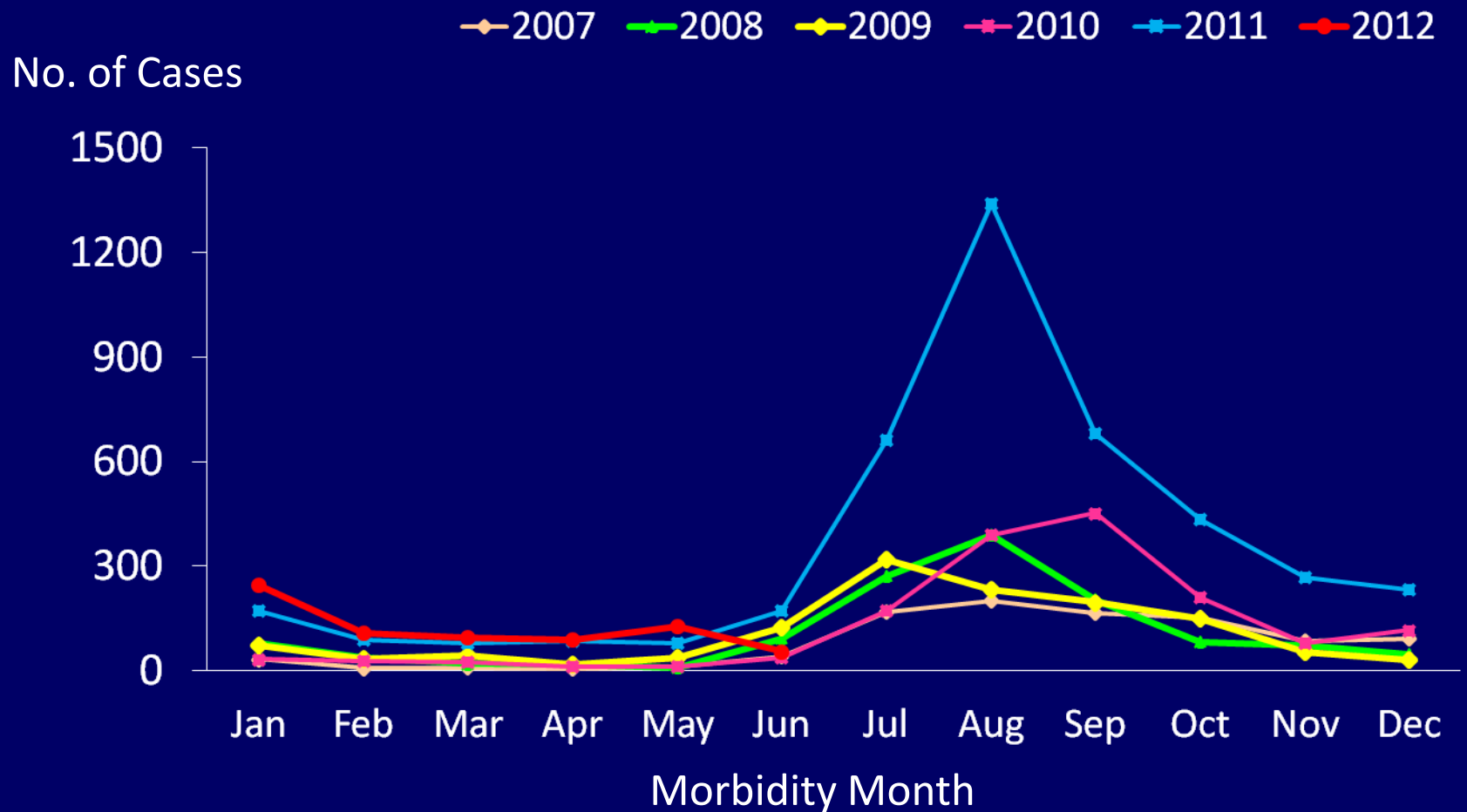
- Male, 11.08 years
- Poblacion Norte, Caba
- Onset of Illness: March 22, 2012
- Hospital admission: March 28, 2012
- Date of Death: March 29, 2012
- Dengue Hemorrhagic Fever

PANGASINAN

Dengue Cases by Year Province of Pangasinan 2005 – 2011



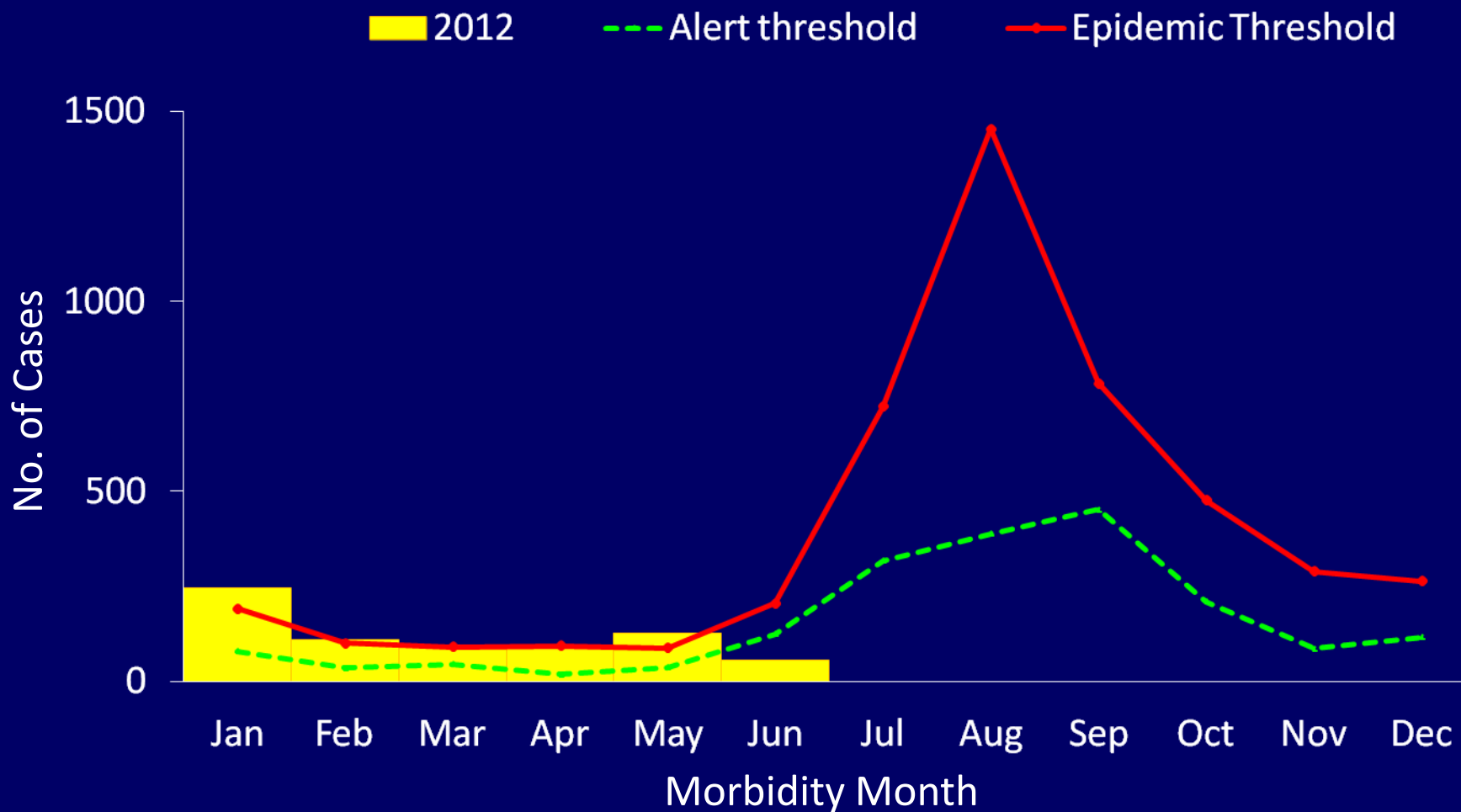
Dengue Cases by Morbidity Month Province of Pangasinan 2007 – 2012 (as of June 20)



Dengue Cases by Morbidity Month

Province of Pangasinan

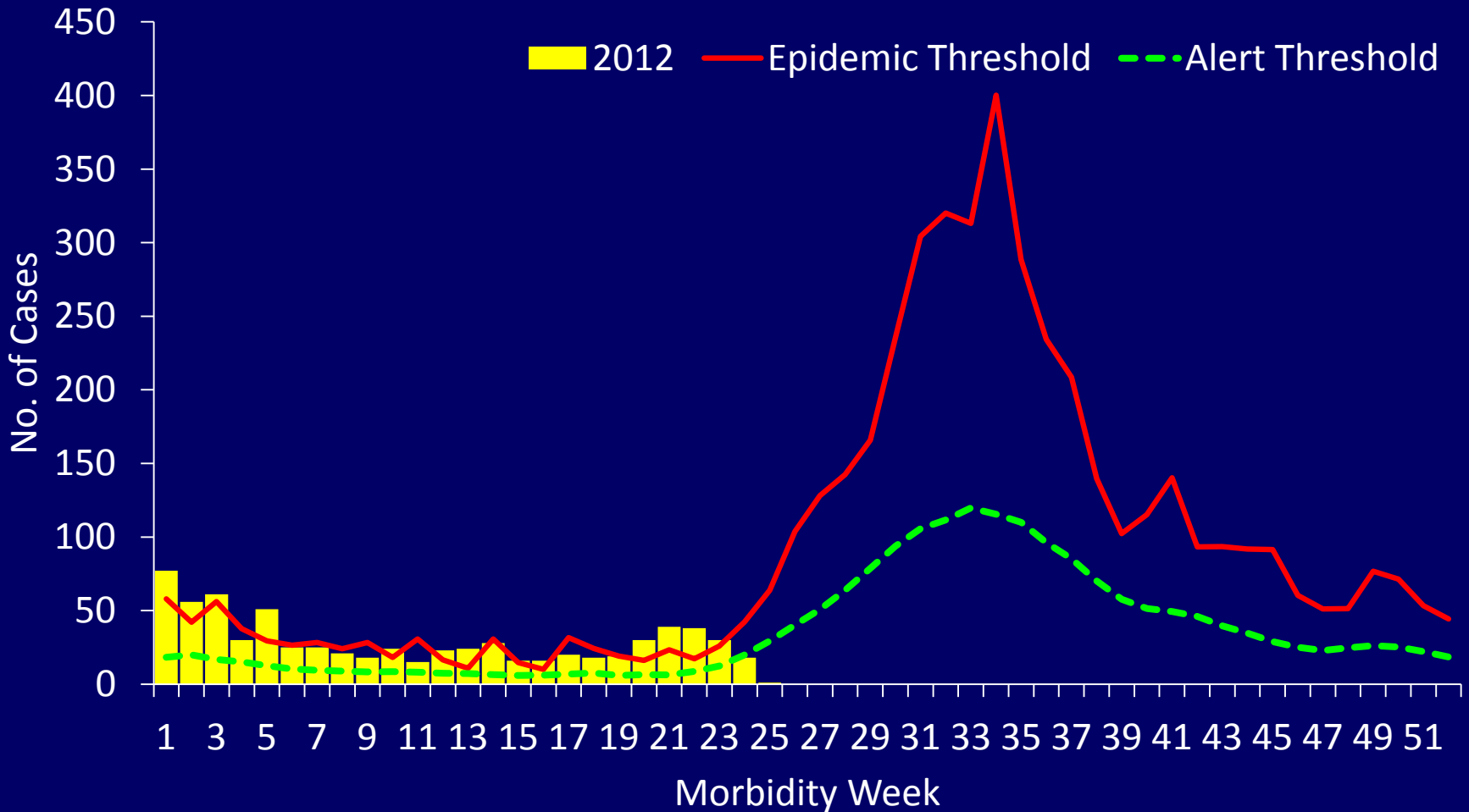
2012 (as of June 20) vs Epidemic and Alert Thresholds



Dengue Cases by Morbidity Week

Pangasinan

as of June 20, 2012



Dengue Cases by Municipality Province of Pangasinan as of June 20, 2012

Municipality/City	Cases	
	No.	Percent
Dagupan City	107	14.8
Lingayen	85	11.8
San Carlos City	53	7.3
Mangaldan	35	4.8
Santa Barbara	34	4.7
Bayambang	33	4.6
Binmaley	29	4.0
Bolinao	23	3.2
Calasiao	23	3.2
Bugallon	22	3.0
San Fabian	20	2.8
Alaminos City	19	2.6
Urdaneta City	19	2.6

Municipality/City	Cases	
	No.	Percent
Asingan	18	2.5
Anda	15	2.1
Rosales	14	1.9
Malasiqui	13	1.8
Manaoag	11	1.5
San Manuel	11	1.5
Umingan	11	1.5
Bani	10	1.4
Mabini	9	1.2
Villasis	9	1.2
Alcala	8	1.1
Urbiztondo	8	1.1
Labrador	7	1.0

Dengue Cases by Municipality Province of Pangasinan as of June 20, 2012

Municipality/City	Cases	
	No.	Percent
Binalonan	6	0.8
Burgos	6	0.8
Pozorrubio	6	0.8
Santo Tomas	6	0.8
Sison	6	0.8
Tayug	6	0.8
Aguilar	5	0.7
Balungao	5	0.7
Bautista	5	0.7
Natividad	5	0.7

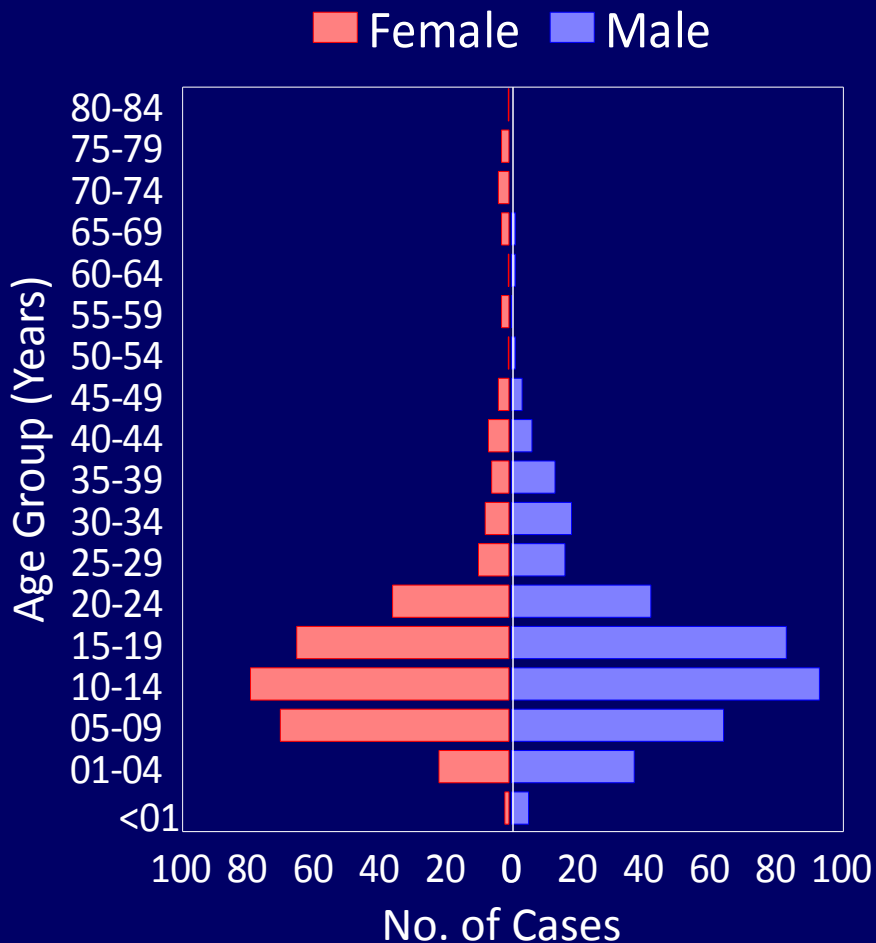
Municipality/City	Cases	
	No.	Percent
Mangatarem	4	0.6
Santa Maria	4	0.6
Sual	3	0.4
Basista	2	0.3
San Jacinto	2	0.3
San Quintin	2	0.3
Dasol	1	0.1
Infanta	1	0.1
Mapandan	1	0.1
San Nicolas	1	0.1

No reported case: Agno and Laoac

Dengue Cases by Age Group and Sex (n=723)

Pangasinan

January 1 – June 20, 2012



- Age range: 4 months – 83 years
- Median age: 14 years
- 57.3% (414) were 15 years and below
- Most common affected age group: 10-14 years
- Majority of cases were male (398, 55.0%)

Clustering of Dengue Cases as of MW 24

Province	Municipality/City	Barangay	Cases			
			MW21	MW22	MW23	MW24
Pangasinan	Anda	Siapar	2	0	1	0
Pangasinan	Bani	Banog Norte	1	2	0	0
Pangasinan	Bolinao	Catungi	1	0	1	1
Pangasinan	Bolinao	Germinal (Pob.)	1	0	3	0
Pangasinan	Bolinao	Goyoden	2	1	0	0
Pangasinan	Calasiao	Nalsian	0	0	1	2
Pangasinan	Dagupan City	Bonuan Boquig	1	0	0	2
Pangasinan	Lingayen	Baay	3	0	0	0
Pangasinan	Lingayen	Maniboc	1	0	3	1
Pangasinan	Lingayen	Libsong West	1	0	1	1
Pangasinan	Lingayen	Libsong East	3	3	0	0
Pangasinan	Lingayen	Pangapisan North	1	2	1	0

Clustering of Dengue Cases as of June 20, 2012

Province	Municipality/City	Barangay	Cases			
			MW22	MW23	MW24	MW25
Ilocos Norte	Marcos	Santiago	0	2	2	0
Ilocos Norte	Paoay	Pannaratan (Pob.)	0	2	1	0
Ilocos Sur	Candon City	Parioc Segundo	2	0	1	0
Ilocos Sur	Narvacan	Camarao	1	2	0	1
Ilocos Sur	San Juan	Immayos Norte	1	1	1	0
La Union	Bagulin	Suyo (Pob.)	2	1	0	0
La Union	Bagulin	Tagudtud	0	3	0	0
La Union	Bagulin	Baay	2	3	3	0
La Union	Naguilian	Baraoas Norte	0	1	1	1
La Union	Naguilian	Lioac Norte	0	0	2	1
La Union	San Fernando City	Sevilla	2	0	1	0
Pangasinan	Bolinao	Germinal (Pob.)	0	3	0	0
Pangasinan	Calasiao	Nalsian	0	1	2	0
Pangasinan	Lingayen	Pangapisan Norte	2	1	0	0
Pangasinan	Lingayen	Libsong East	3	0	0	0
Pangasinan	Lingayen	Maniboc	0	3	1	0

Dengue Deaths (n=2) Province of Pangasinan (as of June 20, 2012)



- JLG, Male, 11.17 years
- Brgy. Hacienda, Bugallon
- Onset of Illness: January 30, 2012
- Date of Admission: February 2, 2012
- Date of Death: February 5, 2012
- Dengue Hemorrhagic Fever II

Dengue Deaths (n=2)

Province of Pangasinan

(as of June 20, 2012)



- NCT, Female, 4.67 years
- Brgy. Catungi, Bolinao
- Onset of Illness: May 24, 2012
- Date of Admission: May 27, 2012
- Date of Death: May 27, 2012
- Dengue Shock Syndrome

- JLG, Male, 11.17 years
- Brgy. Hacienda, Bugallon
- Onset of Illness: January 30, 2012
- Date of Admission: February 2, 2012
- Date of Death: February 5, 2012
- Dengue Hemorrhagic Fever II



*Thank you for your participation
in preventing epidemics!*